

1 **BILL NO. S-26-03-01**

2 SPECIAL ORDINANCE NO. S-30-20

3 **AN ORDINANCE** approving PROFESSIONAL  
4 SERVICES AGREEMENT – TRFP SCADA  
5 MIGRATION – WORK PACKAGE 4 – WORK ORDER  
6 #67290 – not to exceed \$434,500.00 between  
7 DONOHUE & ASSOCIATES, INC. and the City of Fort  
8 Wayne, Indiana, by and through its Board of Public  
9 Works.

10 **NOW, THEREFORE, BE IT ORDAINED BY THE COMMON**  
11 **COUNCIL OF THE CITY OF FORT WAYNE, INDIANA:**

12 **SECTION 1.** That the PROFESSIONAL SERVICES AGREEMENT  
13 – TRFP SCADA MIGRATION – WORK PACKAGE 4 – WORK ORDER #67290 -  
14 between DONOHUE & ASSOCIATES, INC. and the City of Fort Wayne, Indiana, in  
15 connection with the Board of Public Works, is hereby ratified, and affirmed and  
16 approved in all respects, respectfully for:

17 ALL LABOR, INSURANCE, MATERIAL, EQUIPMENT, TOOLS,  
18 POWER, TRANSPORTATION, MISCELLANEOUS EQUIPMENT,  
19 ETC., NECESSARY FOR: SERVICES TO INCLUDE SERVING AS  
20 CITY'S REPRESENTATIVE FOR THE PROJECT, PROVIDING  
21 PROFESSIONAL ENGINEERING CONSULTATION AND ADVICE,  
22 AND OTHER CUSTOMARY SERVICES INCIDENTAL THERETO.  
23 SCADA MIGRATION – WORK PACKAGE NO. 4 WORK AT THE  
24 THREE RIVERS FILTRATION PLANT REMOTE SITES FOR THE  
25 CONTINUING UPGRADE OF THE EXISTING CONTROL SYSTEM  
26 TO A NEW PLATFORM. THE WORK IN THIS AGREEMENT  
27 INCLUDES THE DEVELOPMENT OF HMI SCREENS,  
28 PROGRAMMING, AND MIGRATION OF 30 REMOTE PLC SITES  
29 CONSISTING OF BOOSTER PUMP STATIONS, PRESSURE  
30 CONTROL STATIONS, STORAGE TANKS, AND OTHER  
FACILITIES TO THE NEW IGNITION PLATFORM AT THE THREE  
RIVERS FILTRATION PLANT;

involving a not-to-exceed cost of FOUR HUNDRED THIRTY-FOUR THOUSAND  
FIVE HUNDRED AND 00/100 DOLLARS - (\$434,500.00). A copy of said Contract  
is on file with the Office of the City Clerk and made available for public inspection,  
according to law.

1                   **SECTION 2.** That this Ordinance shall be in full force and effect from  
2 and after its passage and any and all necessary approval by the Mayor.  
3

4  
5 

6 \_\_\_\_\_  
7 Council Member

8 APPROVED AS TO FORM AND LEGALITY

9  
10   
11 \_\_\_\_\_  
12 Malak Heiny, City Attorney  
13  
14  
15  
16  
17  
18  
19  
20  
21  
22  
23  
24  
25  
26  
27  
28  
29  
30

**PROFESSIONAL SERVICES AGREEMENT**

**("TRFP SCADA Migration – Work Package 4")**

This Agreement is by and between

**CITY OF FORT WAYNE ("CITY")**

by and through its

**Board of Public Works  
City of Fort Wayne  
200 E. Berry Street, Suite 210  
Fort Wayne, IN 46802**

and

**Donohue & Associates, Inc. (ENGINEER)  
1502 Magnavox Way, Suite 260  
Fort Wayne, IN 46804**

Who agree as follows:

City hereby engages Engineer to perform the services set forth in Part I - Services ("Services") and Engineer agrees to perform the Services for the compensation set forth in Part III - Compensation ("Compensation"). ENGINEER shall be authorized to commence the Services upon execution of this Agreement and written authorization to proceed from City. City and Engineer agree that these signature pages, together with Parts I-IV and attachments referred to therein, constitute the entire Agreement ("Agreement") between them relating to the Project.

APPROVALS

APPROVED FOR CITY  
BOARD OF PUBLIC WORKS


BY:

  
Shan Gunawardena, Chair


BY:

  
Kumar Menon, Member

BY:

  
Chris Guerrero, Member

ATTEST:

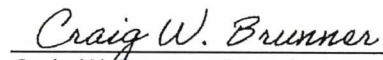
  
Michelle Fulk-Vondran, Clerk

DATE:

2.24.2026

APPROVED FOR ENGINEER

BY:

  
Craig W. Brunner, President

DATE:

February 17, 2026

## PART I Standard

## SCOPE OF BASIC ENGINEERING SERVICES

## A. GENERAL

Engineer shall provide the City professional Engineering services in all phases of the project to which this scope of services applies.

## B. PROJECT DESCRIPTION

The City is executing a SCADA Migration Project at the Three Rivers Filtration Plant (TRFP). The SCADA Migration involves the transition of the existing General Electric IFIX SCADA system to a new Inductive Automation Ignition Perspective platform as well as other related services. A wide range of improvements generally related to the SCADA Migration Project are underway or have been completed to prepare the facility for this transition.

This is the fourth work package relating to the TRFP SCADA Migration that includes selected PLC control panels and related treatment processes. Previous TRFP SCADA migration work packages issued by the City include Work Package 1, Work Package 2 and Work Package 3. The TRFP systems are complex and interrelated. The Programmer shall work with the City and others to coordinate monitoring and control across systems as necessary to achieve the aesthetic and functional expectations and requirements for the improvements.

## C. SCOPE OF SERVICES

## TRFP Work Package No. 4

The Proposer shall provide the services described in the tasks below in accordance with the City Process Control System Standards and the SCADA Migration Development Plan and other related documents and work sequences. Additional details associated with integration requirements are included in attachments to this document:

RFP Attachments:

**Attachment 1 – Process Control System Standards Document (issued electronically)**

- All integration work shall align with City Process Control Standards.

**Attachment 2 – City of Fort Wayne SCADA Migration Project Development Plan (March 2023 and Attachments) (issued electronically)**

- All integration work shall follow the City's SCADA Migration Project Development Plan.

**Attachment 3 – DRAFT Process Control Narratives**

- The attachment includes draft process control narratives for the work package process systems in .pdf and .docx format. The documents include planned and future work associated with each unit and sub-unit process. The process control narrative planned work is part of this SCADA Migration Project work package. The future work (unless otherwise noted) is provided for reference, as the Programmer works with the City to execute the work package requirements.
- The process control narratives are working documents. The Programmer shall closely coordinate iterative updates to the process control narratives through the workshopping process. At the end of the project, the Programmer shall provide an updated document in track changes. The intent, at the end of all work packages is to have a comprehensive document that reflects the TRFP and remote site process control narratives. The City will execute the final integration of the work packages into a single document.

**Attachment 4 – DRAFT Process and Instrument Diagrams (PIDs)**

- The attachment includes all draft Master PIDs. The PIDs associated with this work package are highlighted in the index. The Master PIDs include both existing systems and future systems. The future work (unless otherwise noted) is provided for reference, as the Programmer works with the City to execute the work package requirements.
- The PIDs are working documents. The Programmer shall closely coordinate iterative updates to the PIDs through the workshopping process. At the end of the project, the Programmer shall provide an updated redlined document. The intent at the end of all work packages is to have a comprehensive document that reflects the TRFP and remote site PIDs. The City will translate the redlines into the existing Autocad drawings.

**Attachment 5 – DRAFT Input / Output (IO) Lists**

- The attachment includes draft IO for the TRFP in .pdf and .xlsx formats. The Excel worksheet can be sorted for PLCs associated with this work package. The IO list includes both existing and future IO (this can be sorted as “blanks” and “F” in the worksheet). The future work (unless otherwise noted) is provided for reference, as the Programmer works with the City to execute the work package requirements. The IO lists do not show networked IO.
- The IO list is a working document. The Programmer shall update the IO list through the work package development and integration. The City’s intent is to manage the Excel worksheet as a working document through the SCADA Migration project (all work packages). The Programmer shall closely coordinate updates to the IO list with the City through the workshopping process. The intent at the end of all work packages is to have a comprehensive document that reflects the TRFP and remote site IO. The City will execute the final integration of the work packages into a single document.

**Attachment 6 – PLC Programs (issued electronically in native file format)**

- Programmer shall work with the City to manage PLC programs through Rockwell AssetCentre in accordance with the City Process Control System Standards.

**Attachment 7 – Existing HMI Screen Captures (available upon request)**

**Attachment 8 – DRAFT Professional Service Agreement (issued electronically in track changes)**

- Programmer shall provide proposed redlined markups to Professional Services Agreement as part of proposal submittal.

**Attachment 9 – Cost Summary Table and Proposed Schedule (issued electronically)**

- The Programmer shall complete Cost Summary Table as part of the proposal submittal.

**Attachment 10 – Draft Technical Memorandum – Supplement to Process Control Standards and SCADA Migration Project Development Plan (issued electronically)**

- The Programmer shall update technical memorandum through workshop process to guide integration.

**Task 1 Project Management**

- 1.1 Prepare and manage project and project schedule. Ensure all work is executed in accordance with City Process Control System Standards and the SCADA Migration Development Plan.

- 1.2 Attend monthly progress review meetings and workshops. Keep minutes of meetings and workshops and distribute the meeting minutes within 7-days.
- 1.3 Coordinate submittal reviews with the integration team, inspection team and City.
- 1.4 Coordinate validation, rollout and cutover with integration team, inspection team and City.
- 1.5 The following meetings (and meeting minutes) are required (at a minimum):
  - Project kickoff and monthly (or more often) task and schedule coordination meetings
  - Monthly progress meetings
  - Workshops described in individual tasks (tasks include minimum number of workshops, Programmer shall lead workshops as necessary to plan and execute work).
  - Other meetings aligned with SCADA Development Document and as necessary to execute work.

### **Task 2 Integrate Group 1 Systems**

Table 1 summarizes the Task 2 Group 1 systems. Task 2 includes updates to the 3185-PLC-1 (previously named 3185-PLC-13). This PLC primarily serves as the remote site telemetry PLC. The PLC monitors water distribution remote sites consisting of pump stations, water storage, pressure control sites and St. Joe Dam. The PLC communicates to the process control system. The PLC also manages the pressure zone assist. The utilizes storage in the outlying pressure zones to provide relief during low pressure events.

In addition to monitoring remote sites, provide remote site setpoint adjustment and additional remote control. The general intent is to transition setpoint adjustments currently available from the Westside Pump Station to the TRFP and allow sequenced operation of additional pumps. Automated control of systems will be maintained at the individual remote sites.

City is planning new sites and improving existing sites as part of future projects. Incorporate, to the extent practicable, the communications structure and visualizations for the improvements for transition in the future project.

See control narratives for additional detail. See work sequence requirements.

Table 1 Task 2 Group 1 System Overview

Structure No.	Old PLC Number	New PLC Number	Existing PLC	Existing OIT	Remote Site Telemetry Comm.	TRFP Mode and Monitoring/Control Concepts	Hardware Replacement	Site PLC Programming	OIT Updates
UU94.001	2110-PLC-1	UU94 001-PLC-1	Current project is replacing control panel, PLC and OIT.		Licensed radio	Provide monitoring and remote setpoint control.	City planning PLC replacement as part of separate project.	Update firmware, update tags, modify PLC programming to support communications, global setpoints, monitoring and control, create new data mapping UDT structure, update master polling routines and coordinate with remote sites.	Coordinate with City planned project. Retagging and checkout as necessary.
3185	3185-PLC-12 3185-PLC-13	3185-PLC-1	1756-L71 LOGIX5571	None	Fiber, Spread Spectrum, Licensed Radio, Cellular. Update data mapping and polling routines as required to support remote sites.	Provide mode control coordinated with remote sites. Provide remote setpoint control coordinated with remote sites.	None	Update firmware, update tags, modify PLC programming to support communications, global setpoints, monitoring and control, create new data mapping UDT structures, update master polling routines and coordinate with remote sites.	None
Z70 001	4200-PLC-1	Z70 001-PLC-1	Current project is replacing control panel, PLC and OIT.		Licensed radio to White Oak Tank	Provide monitoring and remote setpoint control.	City planning PLC replacement as part of separate project.	Update firmware, update tags, modify PLC programming to support communications, global setpoints, monitoring and control, create new data mapping UDT structure, update master polling routines and coordinate with remote sites.	Coordinate with City planned project. Retagging and checkout as necessary.

## PLC and Inductive Automation Ignition Integration

- 2.1 Review, workshop and update Draft Technical Memorandum – Supplement to Process Control Standards and SCADA Migration Project Development Plan (Attachment 10). Provide a series of three workshops to refine and coordinate technical memo contents with Process Control Standards and Project Development Plan. Intent is to develop standard communication and integration tools that serve unique remote site requirements. Note that elements of the technical memorandum are based on Water Pollution Control Plant remote site integration that can be referenced through the integration process. Preliminary concepts for workshops are as follows (coordinate this work with subsequent groups and note requirements include additional workshops for individual groups):

### Workshop 1 – Tagging, folder structure, and UTDs including:

- Ignition Folder Structure
  - UTDs
  - Tags
  - Templates
- Database Site Details
- PLC UDT for Common site tags (ex: PollNow)
- Basic Component UTDs – Slimmed down version of our Standard AOI Based UTDs
- Deliver spreadsheets for items above for City review

### Workshop 2 – Introduction to View Components

- UDT's and Folder structures
- Site Templates and Views
- Special Site Component Templates
- Understanding of how Templates are populated into the different views
  - How much is manual vs dynamic
- Tools
  - Database UI
    - Export to CSV
  - Add Site Tool
  - Edit Individual Site Data in Database
- Trending Special
  - Trends that are not included on individual site Details.
- Telemetry One-line and overview Dashboards

### Workshop 3 – Site Views/Templates

- Showcase of Templates/ Views
  - Pressure zones
  - Pumpstations
  - Elevated Storage
  - Pressure Control
- Coordinate with level 1 and level 2 graphic visuals. Intent is to coordinate level 1 and level 2 graphics among all remote sites to support monitoring, control, pressure zone management and efficiency.

- 2.2 Review draft functional control narratives, IO lists, IO tagging and PIDs with City staff as part of a minimum of three control narrative workshops. Intent is to update/refine controls and IO to reflect monitoring and control expectations. Prior to workshop:

- Review existing PLC code and IO and compare to control narratives and IO lists.
- Provide updated functional control narratives in Microsoft Word (track changes)

- Provide updated IO list and tag list in Microsoft Excel Format. Provide tagging updates in accordance with the Process Control Standards. All tag lists must include folder structures for approval.
- Provide redline PID markups related to work package elements.

Provide updated documents prior to workshop and lead workshop.

Provide final updated documents at the end of the task.

2.3 Develop and submit HMI screen submissions and PLC and HMI tagging modifications based on control narratives, IO lists and PIDs. Develop HMI and OIT screens (where applicable) for the following:

- Level 1 TRFP overview
- Level 2 TRFP unit process overview
- Level 3 Individual subunit process diagrams and/or table views
- Level 4 System controls and popups

Submit screens and review screens as part of HMI/OIT development workshop. Programmer shall plan for 2-weeks for City to review and comment on submissions. Allow for a minimum of three follow-up meetings to refine screen submissions.

2.4 Prepare and submit Validation Plan requirements in accordance with Section 5.0 of SCADA Migration Development Plan including but not limited to:

- Compare existing PLC program against edited version with PLC updates for tagging and add-on instruction (AOI) modifications as part of pre-submission QA/QC
- Prepare Factory Acceptance Test (FAT) Plan for Rollout and Cutover
- Prepare Site Acceptance Test (SAT) Plan for Rollout and Cutover
- Prepare Training Plan
- Prepare Submittal Plan.

Validation Plan shall plan transitions by unit process or sub-unit process for all systems associated with Table 1 and Table 2 including:

- All process systems.
- Ancillary systems associated with each unit process or sub-unit process and building services are coordinated with each transition.
- Historian data is maintained through the transition process. Tags will be remapped to support the use of the current historian.
- Ignition systems are required to historize at minimum the data that is currently historized in iFIX.
- Coordinate iFIX screen transition with City to minimize disruptions/confusion when preliminary treatment can no longer be controlled from iFIX.

2.5 Confirm/Update PLC firmware, minimum version 35 (unless approved by City) based on work package requirements. Coordinate PLC replacements and OIT replacements with City.

2.6 Execute rollout requirements by unit process or sub-unit process in accordance with Section 6.0 of SCADA Migration Development Plan including but not limited to:

- Complete FAT testing associated with the PLC program modifications and modifications to iFIX HMI
- Integrate PLC updates and iFIX by unit process
- Ensure Historian data is maintained through the transition process
- Complete SAT testing to ensure functionality of system.

2.7 Execute cutover requirements by unit process or sub-unit process in accordance with Section 7.0 of SCADA Migration Development Plan including but not limited to:

- Complete FAT testing associated with the PLC program modifications and modifications to Ignition Perspective HMI
- Integrate PLC updates and Ignition Perspective
- Complete SAT testing.
- Each current historian tag should be remapped to single PLC tag and maintain existing engineering units. See SCADA Migration Project Development Plan for details on updating calculated tags. Any tags not mapped will need City approval.
- Coordinate Proficy historian tag continuity.
- Ensure continuity of totalized values.
- Provide final markups to IO list (in Excel format) and PID redline markups).

#### Training

2.8 Execute training and operability requirements (Section 8.0 and Section 9.0 of SCADA Migration Development Plan).

#### **Task 3 Integrate Group 1 Systems**

Table 2 summarizes the Task 3 Group 1 systems. Coordinate monitoring and control with Task 2 remote site telemetry PLC. See control narratives for additional detail. See work sequence requirements.

Table 2 Task 3 Group 1 Systems Overview

Structure No.	Old PLC Number	New PLC Number	Existing PLC	Existing OIT	Remote Site Telemetry Comm.	TRFP Mode and Monitoring/Control Concepts	Hardware Replacement	Site PLC Programming	OIT Updates
N78 001	4025-PLC-1	N78 001-PLC-1	1756-L61 LOGIX	AB PanelView Plus 1500	Spread spectrum	Provide "increase flow" mode. Provide monitoring and remote setpoint control.	Replace existing PLC. City will provide 1756-L81E. Integrator install and configure.	Replace PLC, modify PLC programming to support global setpoints, monitoring and control, create new data mapping UDT structure coordinated with TRFP master polling and station monitoring and control.	Retagging and checkout as necessary.
XX98 001	4050-PLC-1	XX98 001-PLC-1	1756-L71	PanelView Plus 7	Spread spectrum	Provide monitoring and remote setpoint control. Maintain Remote operation of HSPs.	Update firmware, modify PLC programming to support global setpoints, monitoring and control, create new data mapping UDT structure coordinated with TRFP master polling and station monitoring and control.	Update firmware, modify PLC programming to support global setpoints, monitoring and control, create new data mapping UDT structure coordinated with TRFP master polling and station monitoring and control.	Retagging and checkout as necessary. Maintain Remote operation of HSPs.
K42 002	4080-PLC-1	K42 002-PLC-1	1756-L61 LOGIX	AB PanelView Plus 1500	Licensed radio backup	Provide "increase flow" mode. Provide monitoring and remote setpoint control.	Replace existing PLC. City will provide 1756-L81E. Integrator install and configure	Replace PLC, reprogram site to City standards. Update control to support global setpoints, monitoring and control, create new data mapping UDT structure coordinated with TRFP master polling and station monitoring and control.	Retagging and checkout as necessary.
K42 001	4080-PLC-1	K42 001-PLC-1							

Structure No.	Old PLC Number	New PLC Number	Existing PLC	Existing OIT	Remote Site Telemetry Comm.	TRFP Mode and Monitoring/Control Concepts	Hardware Replacement	Site PLC Programming	OIT Updates
P42 001	4090-PLC-1	P42 001-PLC-1	1756-L71	AB PanelView Plus 1500	Licensed radio backup	Provide "increase Flow" mode. Provide monitoring and remote setpoint control.	None	Reprogram site to City standards. Update control to support global setpoints, monitoring and control, create new data mapping UDT structure coordinated with TRFP master polling and station monitoring and control. Remove Prosoft cards. Coordinate with City telemetry updates.	Retagging and checkout as necessary.
F47 002	4110-PLC-1	F47 002-PLC-1	1756-L71	AB PanelView Plus 1500	Spread spectrum and licensed radio backup	Provide "increase Flow" mode. Provide monitoring and remote setpoint control.	None	Update firmware, modify PLC programming to support global setpoints, monitoring and control, create new data mapping UDT structure coordinated with TRFP master polling and station monitoring and control.	Retagging and checkout as necessary.
F47 001	4110-PLC-1	F47 001-PLC-1		AB PanelView Plus 1500					
H06 001	4140-PLC-1	H06 001-PLC-1	1756-L61	AB PanelView Plus 1500	Spread spectrum and licensed radio backup	Provide "increase Flow" mode. Provide monitoring and remote setpoint control.	Replace existing PLC. City will provide 1756-L81E. Integrator install and configure.	Replace PLC, modify PLC programming to support global setpoints, monitoring and control, create new data mapping UDT structure coordinated with TRFP master polling and station monitoring and control. Remove existing remote setpoint control interactions with other sites (coordinate removal with and at other sites).	Retagging and checkout as necessary.

Structure No.	Old PLC Number	New PLC Number	Existing PLC	Existing OIT	Remote Site Telemetry Comm.	TRFP Mode and Monitoring/Control Concepts	Hardware Replacement	Site PLC Programming	OIT Updates
DD47 001	4180-PLC-1	DD47 001-PLC-1	1756-L71	AB PanelView Plus 6	Spread spectrum	Provide "increase Flow" mode. Provide "Enable Mixing" mode. Provide monitoring and remote setpoint control.	None	Update firmware, modify PLC programming to support global setpoints, monitoring and control, create new data mapping UDT structure coordinated with TRFP master poling and station monitoring and control.	Retagging and checkout as necessary.
I38 001	4210-PLC-1	I38 001-PLC-1	1756-L71	AB PanelView Plus 1500	Spread spectrum and licensed radio backup	Provide "increase Flow" mode. Provide "Enable Mixing" mode. Provide monitoring and remote setpoint control.	None	Update firmware, modify PLC programming to support global setpoints, monitoring and control, create new data mapping UDT structure coordinated with TRFP master poling and station monitoring and control.	Retagging and checkout as necessary.

## PLC and Inductive Automation Ignition Integration

- 3.1 Review draft functional control narratives, IO lists, IO tagging and PIDs with City staff as part of a minimum of three control narrative workshops. Intent is to update/refine controls and IO to reflect monitoring and control expectations. Prior to workshop:

- Review existing PLC code and IO and compare to control narratives and IO lists.
- Provide updated functional control narratives in Microsoft Word (track changes)
- Provide updated IO list and tag list in Microsoft Excel Format. Provide tagging updates in accordance with the Process Control Standards. All tag lists must include folder structures for approval.
- Provide redline PID markups related to work package elements.

Provide updated documents prior to workshop and lead workshop.

Provide final updated documents at the end of the task.

- 3.2 Develop and submit HMI screen submissions and PLC and HMI tagging modifications based on control narratives, IO lists and PIDs. Develop HMI and OIT screens (where applicable) for the following:

- Level 1 TRFP overview
- Level 2 TRFP unit process overview
- Level 3 Individual subunit process diagrams and/or table views
- Level 4 System controls and popups

Submit screens and review screens as part of HMI/OIT development workshop. Programmer shall plan for 2-weeks for City to review and comment on submissions. Allow for a minimum of three follow-up meetings to refine screen submissions.

- 3.3 Prepare and submit Validation Plan requirements in accordance with Section 5.0 of SCADA Migration Development Plan including but not limited to:

- Compare existing PLC program against edited version with PLC updates for tagging and add-on instruction (AOI) modifications as part of pre-submission QA/QC
- Prepare Factory Acceptance Test (FAT) Plan for Rollout and Cutover
- Prepare Site Acceptance Test (SAT) Plan for Rollout and Cutover
- Prepare Training Plan
- Prepare Submittal Plan.

Validation Plan shall plan transitions by unit process or sub-unit process for all systems associated with Table 1 and Table 2 including:

- All process systems.
- Ancillary systems associated with each unit process or sub-unit process and building services are coordinated with each transition.
- Historian data is maintained through the transition process. Tags will be remapped to support the use of the current historian.
- Ignition systems are required to historize at minimum the data that is currently historized in iFIX.
- Coordinate iFIX screen transition with City to minimize disruptions/confusion when preliminary treatment can no longer be controlled from iFIX.

- 3.4 Confirm/Update PLC firmware, minimum version 35 (unless approved by City) based on work package requirements. Coordinate PLC replacements and OIT replacements with City.

- 3.5 Execute rollout requirements by unit process or sub-unit process in accordance with Section 6.0 of SCADA Migration Development Plan including but not limited to:

- Complete FAT testing associated with the PLC program modifications and modifications to iFIX HMI
- Integrate PLC updates and iFIX by unit process
- Ensure Historian data is maintained through the transition process
- Complete SAT testing to ensure functionality of system.

3.6 Execute cutover requirements by unit process or sub-unit process in accordance with Section 7.0 of SCADA Migration Development Plan including but not limited to:

- Complete FAT testing associated with the PLC program modifications and modifications to Ignition Perspective HMI
- Integrate PLC updates and Ignition Perspective
- Complete SAT testing.
- Each current historian tag should be remapped to single PLC tag and maintain existing engineering units. See SCADA Migration Project Development Plan for details on updating calculated tags. Any tags not mapped will need City approval.
- Coordinate Proficy historian tag continuity.
- Ensure continuity of totalized values.
- Provide final markups to IO list (in Excel format) and PID redline markups).

#### Training

3.7 Execute training and operability requirements (Section 8.0 and Section 9.0 of SCADA Migration Development Plan).

#### Task 4 Integrate Group 1 and 2 Systems

Table 3 summarizes the Task 4 Group 1 systems. Coordinate monitoring and control with Task 2 remote site telemetry PLC. See control narratives for additional detail. See work sequence requirements.

Table 3 Task 4 Group 1 Systems Overview

Structure No.	Old PLC Number	New PLC Number	Existing PLC	Existing OIT	Remote Site Telemetry Comm.	TRFP Mode and Monitoring/Control Concepts	Hardware Replacement	Site PLC Programming	OIT Updates
J07 001	4010-PLC-1	J07 001-PLC-1	Micrologix 1400	None	Fiber and spread spectrum	Provide "Enable Mixing" mode. Provide monitoring and remote setpoint control.	None	Update firmware, modify PLC programming to support global setpoints, monitoring and control, create new data mapping UDT structure coordinated with TRFP master polling and station monitoring and control.	None
N74 001	4020-PLC-1	N74 001-PLC-1	1769-L35E	AB PanelView Plus 1000	Spread spectrum and licensed radio backup	Provide "Enable Mixing" mode. Provide monitoring and remote setpoint control.	Replace existing PLC. City will provide 1769-L35ER. Integrator install and configure.	Reprogram site to City standards. Update control to support global setpoints, monitoring and control, create new data mapping UDT structure coordinated with TRFP master polling and station monitoring and control.	Retagging and checkout as necessary.
V46 001	4070-PLC-1	V46 001-PLC-1	City has project to replace this PLC with 5069-L30ER. This is currently automation direct. Altitude valve did not open. City planning future concept for additional pumps coordinated with CPZ and WPZ assist. Planning design 2025, construction 2026 - 2027. PLC replacement early action.	Ignition Edge	Licensed radio	Provide "Enable Mixing" mode. Provide monitoring and remote setpoint control.	PLC currently being updated. See OIT updates for hardware.	Update firmware, modify PLC programming to support global setpoints, monitoring and control, create new data mapping UDT structure coordinated with TRFP master polling and station monitoring and control.	City will provide Ignition Edge Terminal. System integrator to replace and integrate.

Structure No.	Old PLC Number	New PLC Number	Existing PLC	Existing OIT	Remote Site Telemetry Comm.	TRFP Mode and Monitoring/Control Concepts	Hardware Replacement	Site PLC Programming	OIT Updates
GG55 001	4120-PLC-1	GG55 001-PLC-1	1769-L23	AB PanelView Plus 1000	Spread spectrum and licensed radio backup	Provide "Enable Mixing" mode. Provide monitoring and remote setpoint control.	Replace existing PLC. City will provide 5069-L306ER and related IO. Integrator install, wire and configure.	Replace PLC, modify PLC programming to support global setpoints, monitoring and control, create new data mapping UDT structure coordinated with TRFP master polling and station monitoring and control.	Retagging and checkout as necessary.
O58 001	4130-PLC-1	O58 001-PLC-1	5069-L306ER	Ignition Edge	Licensed radio	Provide "Enable Mixing" mode. Provide monitoring and remote setpoint control.	None	Update firmware, modify PLC programming to support global setpoints, monitoring and control, create new data mapping UDT structure coordinated with TRFP master polling and station monitoring and control.	Retagging and checkout as necessary.
B10 001	4150-PLC-1	B10 001-PLC-1	1769-L23E	AB PanelView Plus 1000	Spread spectrum	Provide "Enable Mixing" mode. Provide monitoring and remote setpoint control.	Replace existing PLC. City will provide 5069-L306ER and related IO. Integrator install, wire and configure.	Replace PLC, modify PLC programming to support global setpoints, monitoring and control, create new data mapping UDT structure coordinated with TRFP master polling and station monitoring and control.	Retagging and checkout as necessary.
BB11 001	4160-PLC-1	BB11 001-PLC-1	5069-L306ER	Ignition Edge		Provide "Enable Mixing" mode. Provide monitoring and remote setpoint control.	Future	Future	Future

Structure No.	Old PLC Number	New PLC Number	Existing PLC	Existing OIT	Remote Site Telemetry Comm.	TRFP Mode and Monitoring/Control Concepts	Hardware Replacement	Site PLC Programming	OIT Updates
HH07 001	4170-PLC-1	HH07 001-PLC-1	1769-L23E	AB PanelView Plus 1000	Spread spectrum	Provide "Enable Mixing" mode. Provide monitoring and remote setpoint control.	Replace existing PLC. City will provide 5069-L306ER and related IO. Integrator install, wire and configure.	Replace PLC, modify PLC programming to support global setpoints, monitoring and control, create new data mapping UDT structure coordinated with TRFP master polling and station monitoring and control.	Retagging and checkout as necessary.
Q10 001	4195-PLC-1	Q10 001-PLC-1	5069-L310ER	None	Cellular, Spread Spectrum, Licensed Radio	Provide "Enable Mixing" mode. Provide monitoring and remote setpoint control.	None	Update firmware, modify PLC programming to support global setpoints, monitoring and control, create new data mapping UDT structure coordinated with TRFP master polling and station monitoring and control.	None

Table 4 summarizes the Task 4 Group 2 systems. Coordinate monitoring and control with Task 2 remote site telemetry PLC. See control narratives for additional detail. See work sequence requirements.

Table 4 Task 4 Group 2 Systems Overview

Structure No.	Old PLC Number	New PLC Number	Existing PLC	Existing OIT	Remote Site Telemetry Comm.	TRFP Mode and Monitoring/Control Concepts	Hardware Replacement	Site PLC Programming	OIT Updates
J47 001	4000-PLC-1	J47 001-PLC-1	MicroLogix 1400	AB PanelView Plus 1000	Cellular	Provide "Open Valve" mode. Provide monitoring and remote setpoint control.	None	Update firmware, modify PLC programming to support global setpoints, monitoring and control, create new data mapping UDT structure coordinated with TRFP master polling and station monitoring and control.	Retagging and checkout as necessary.
A39 001	4190-PLC-1	A39 001-PLC-1	1769L33-ER	AB PanelView Plus 1000	Spread spectrum	Provide "Open Valve" mode. Provide monitoring and remote setpoint control.	None	Update firmware, modify PLC programming to support global setpoints, monitoring and control, create new data mapping UDT structure coordinated with TRFP master polling and station monitoring and control.	Retagging and checkout as necessary.
J46 001	4211-PLC-1	J46 001-PLC-1	MicroLogix 1400	None	Cellular	Provide "Open Valve" mode. Provide monitoring and remote setpoint control.	None	Update firmware, modify PLC programming to support global setpoints, monitoring and control, create new data mapping UDT structure coordinated with TRFP master polling and station monitoring and control.	None
J42 001	4212-PLC-1	J42 001-PLC-1	MicroLogix 1400	None	Cellular	Provide "Open Valve" mode. Provide monitoring and remote setpoint control.	None	Update firmware, modify PLC programming to support global setpoints, monitoring and control, create new data mapping UDT structure coordinated with TRFP master polling and station monitoring and control.	None

Structure No.	Old PLC Number	New PLC Number	Existing PLC	Existing OIT	Remote Site Telemetry Comm.	TRFP Mode and Monitoring/Control Concepts	Hardware Replacements	Site PLC Programming	OIT Updates
G26 001	4213-PLC-1	G26 001-PLC-1	MicroLogix 1400	None	Cellular	Provide "Open Valve" mode. Provide monitoring and remote setpoint control.	None	Update firmware, modify PLC programming to support global setpoints, monitoring and control, create new data mapping UDT structure coordinated with TRFP master polling and station monitoring and control.	None
D30 001	4214-PLC-1	D30 001-PLC-1	5069-L306ER	None	Cellular	Provide "Open Valve" mode. Provide monitoring and remote setpoint control.	None	Update firmware, modify PLC programming to support global setpoints, monitoring and control, create new data mapping UDT structure coordinated with TRFP master polling and station monitoring and control.	None
WW78 0001	4220-PLC-1	WW78 0001-PLC-1	5069-L306ER	None	Cellular	Provide monitoring and remote setpoint control.	None	Update firmware, modify PLC programming to support global setpoints, monitoring and control, create new data mapping UDT structure coordinated with TRFP master polling and station monitoring and control.	None
BB39 0001	-	BB39 0001 - PLC-1-	New site, planned for 2026.			Provide monitoring and remote setpoint control.	None	Update firmware, modify PLC programming to support global setpoints, monitoring and control, create new data mapping UDT structure coordinated with TRFP master polling and station monitoring and control.	Retagging and checkout as necessary
TBD	-	TBD	New site, planned for 2027.			Provide monitoring and remote setpoint control.	None	Update firmware, modify PLC programming to support global setpoints, monitoring and control, create new data mapping UDT structure coordinated with TRFP	May be two meter vaults. Evaluating location of signals.

Structure No.	Old PLC Number	New PLC Number	Existing PLC	Existing OIT	Remote Site Telemetry Comm.	TRFP Mode and Monitoring/Control Concepts	Hardware Replacement	Site PLC Programming	OIT Updates
TBD								master polling and station monitoring and control.	
ADAMS CENTER ELEVATED STORAGE TANK (FUTURE 2026)	-	TBD	New site, planned for 2026.			Planned for 2027	None	Update firmware, modify PLC programming to support global setpoints, monitoring and control, create new data mapping UDT structure coordinated with TRFP master polling and station monitoring and control.	Retagging and checkout as necessary

## PLC and Inductive Automation Ignition Integration

- 4.1 Review draft functional control narratives, IO lists, IO tagging and PIDs with City staff as part of a minimum of three control narrative workshops. Intent is to update/refine controls and IO to reflect monitoring and control expectations. Prior to workshop:
- Review existing PLC code and IO and compare to control narratives and IO lists.
  - Provide updated functional control narratives in Microsoft Word (track changes)
  - Provide updated IO list and tag list in Microsoft Excel Format. Provide tagging updates in accordance with the Process Control Standards. All tag lists must include folder structures for approval.
  - Provide redline PID markups related to work package elements.
- Provide updated documents prior to workshop and lead workshop.
- Provide final updated documents at the end of the task.
- 4.2 Develop and submit HMI screen submissions and PLC and HMI tagging modifications based on control narratives, IO lists and PIDs. Develop HMI and OIT screens (where applicable) for the following:
- Level 1 TRFP overview
  - Level 2 TRFP unit process overview
  - Level 3 Individual subunit process diagrams and/or table views
  - Level 4 System controls and popups
- Submit screens and review screens as part of HMI/OIT development workshop. Programmer shall plan for 2-weeks for City to review and comment on submissions. Allow for a minimum of three follow-up meetings to refine screen submissions.
- 4.3 Prepare and submit Validation Plan requirements in accordance with Section 5.0 of SCADA Migration Development Plan including but not limited to:
- Compare existing PLC program against edited version with PLC updates for tagging and add-on instruction (AOI) modifications as part of pre-submission QA/QC
  - Prepare Factory Acceptance Test (FAT) Plan for Rollout and Cutover
  - Prepare Site Acceptance Test (SAT) Plan for Rollout and Cutover
  - Prepare Training Plan
  - Prepare Submittal Plan.
- Validation Plan shall plan transitions by unit process or sub-unit process for all systems associated with Table 1 and Table 2 including:
- All process systems.
  - Ancillary systems associated with each unit process or sub-unit process and building services are coordinated with each transition.
  - Historian data is maintained through the transition process. Tags will be remapped to support the use of the current historian.
  - Ignition systems are required to historize at minimum the data that is currently historized in iFIX.
  - Coordinate iFIX screen transition with City to minimize disruptions/confusion when preliminary treatment can no longer be controlled from iFIX.
- 4.4 Confirm/Update PLC firmware, minimum version 35 (unless approved by City) based on work package requirements. Coordinate PLC replacements and OIT replacements with City.

- 4.5 Execute rollout requirements by unit process or sub-unit process in accordance with Section 6.0 of SCADA Migration Development Plan including but not limited to:
- Complete FAT testing associated with the PLC program modifications and modifications to iFIX HMI
  - Integrate PLC updates and iFIX by unit process
  - Ensure Historian data is maintained through the transition process
  - Complete SAT testing to ensure functionality of system.
- 4.6 Execute cutover requirements by unit process or sub-unit process in accordance with Section 7.0 of SCADA Migration Development Plan including but not limited to:
- Complete FAT testing associated with the PLC program modifications and modifications to Ignition Perspective HMI
  - Integrate PLC updates and Ignition Perspective
  - Complete SAT testing.
  - Each current historian tag should be remapped to single PLC tag and maintain existing engineering units. See SCADA Migration Project Development Plan for details on updating calculated tags. Any tags not mapped will need City approval.
  - Coordinate Proficy historian tag continuity.
  - Ensure continuity of totalized values.
  - Provide final markups to IO list (in Excel format) and PID redline markups).

Training

- 4.7 Execute training and operability requirements (Section 8.0 and Section 9.0 of SCADA Migration Development Plan).

Work Sequence

Programmer shall complete work in accordance with the following requirements and to accommodate the operation of existing facilities during integration period. City will coordinate the Programmer’s progress schedule with plant operations. Programmer shall provide City written notice 7 days (unless otherwise noted) prior to time when existing facilities must be taken out of service to perform Work. Not later than 7 days (unless otherwise noted) after City receives written notice, City will take existing facilities out of service and make them available to Programmer to perform Work. City reserves right to place facilities taken out of service back into service on emergency basis upon notification to Programmer. Programmer shall schedule all planned shutdowns, downloads, outages, etc. to minimize interference with plant operations.

Remote site communications and control are critical to both delivering raw water to the TRFP and delivering finished water to the distribution system. Integrator shall maintain remote site communications and local site control through duration of project.

**D. SCHEDULE**

The project will be completed based on the following table.

<u>SCHEDULE</u>	<u>DATE</u>
Task 1, 2, 3 and 4	540 days from NTP

**E. OPTIONAL ADDITIONAL SERVICES**

Upon separate written authorization by City and negotiated fees, Engineer can provide the following additional services:

- Collaborate with Project Manager to evaluate the potential use of an emerging technology solution to assist in completion of project scope or add engineering value to project deliverables. "Emerging technology" shall be defined as pre-commercial, early commercial, or commercial technology within a new or existing application.
- "Engineering Value" defined as benefits to the City including improved project payback period or return on investment; reduced waste, labor, energy consumption, chemical usage, maintenance requirements; and/or optimizing systems affected by project.
- This task may include the following activities: communication with third party technology vendors, performing research into identified technology solutions, and providing documentation of technical opinion.

**CONTINGENCY TASKS (but not specifically limited to):**

Contingency items are authorized by the Program Manager and shall have prior approval of fees prior to commencement.

- Attend additional meetings as needed to review and discuss the project.

**PART II**

**CITY'S RESPONSIBILITIES**

City shall, at its expense, do the following in a timely manner so as not to delay the services:

**A. INFORMATION REPORTS/CITY UTILITY MAPS/AERIAL MAPS/CONTOUR MAPS**

Make available PLC programs, interface applications and any other information relevant to completing work.

**B. REPRESENTATIVE**

Designate a representative for the project who shall have the authority to transmit instructions, receive information, interpret and define City's requirements and make decisions with respect to the Services. The City representative for this Agreement will be Christos Kyrou.

**C. DECISIONS**

Provide all criteria and full information as to City's requirements for the Services and make timely decisions on matters relating to the Services.

**D. HARDWARE AND SOFTWARE**

City will support the project through the transfer of PLCs and OIT identified in Table 5. Programmer shall schedule and coordinate City support of project.

**Table 5 City Support and Equipment**

Structure No.		Old PLC Number	New PLC Number	EXISTING PLC	Existing OIT	City PLC Action	City HMI/OIT Action
N78 001	COLDWATER PUMP STATION	4025-PLC-1	N78 001-PLC-1	1756-L61 LOGIX	AB PanelView Plus 1500	City will provide 1756-L81E. Integrator install and configure.	None
K42 002	NORTHWEST PUMP STATION 1	4080-PLC-1	K42 002-PLC-1	1756-L61 LOGIX	AB PanelView Plus 1500	City will provide 1756-L81E. Integrator install and configure.	None
K42 001	NORTHWEST GROUND	4080-PLC-1	K42 001-PLC-1				

Structure No.		Old PLC Number	New PLC Number	EXISTING PLC	Existing OIT	City PLC Action	City HMI/OIT Action
	STORAGE RESERVOIR						
H06 001	WESTSIDE PUMP STATION	4140-PLC-1	H06 001-PLC-1	1756-L61	AB PanelView Plus 1500	Replace existing PLC. City will provide 1756-L81E. Integrator install and configure.	None
N74 001	COLDWATER ELEVATED STORAGE TANK	4020-PLC-1	N74 001-PLC-1	1769-L35E	AB PanelView Plus 1000	City will provide 1769-L33ER. Integrator install and configure.	None
V46 001	NORTHEAST ELEVATED STORAGE TANK	4070-PLC-1	V46 001-PLC-1	Automation Direct, planning 5069-L30ER	Ignition Edge	City has project to replace this PLC with 5069-L30ER. This is currently automation direct. Altitude valve did not open. City planning future concept for additional pumps coordinated with CPZ and WPZ assist. Planning design 2025, construction 2026 - 2027. PLC replacement early action.	City will provide updated Ignition Edge Terminal for Integrator to install and program.
GG55 001	SOUTHWEST (GM) ELEVATED STORAGE TANK	4120-PLC-1	GG55 001-PLC-1	1769-L23	AB PanelView Plus 1000	City will provide 5069-L306ER and related IO. Integrator install, wire and configure.	None
B10 001	WESTSIDE (HADLEY ROAD) ELEVATED STORAGE TANK	4150-PLC-1	B10 001-PLC-1	1769-L23E	AB PanelView Plus 1000	City will provide 5069-L306ER and related IO. Integrator install, wire and configure.	None
HH07 001	COVINGTON ELEVATED STORAGE TANK	4170-PLC-1	HH07 001-PLC-1	1769-L23E	AB PanelView Plus 1000	City will provide 5069-L306ER and related IO. Integrator install, wire and configure.	None

## PART III

## COMPENSATION

## A. COMPENSATION

Compensation for services performed in accordance with Part I – Scope of Basic Engineering Services of this Agreement will be based on hours actually spent and expenses actually incurred with a not-to-exceed Engineering fee of \$434,500 as summarized in attached Attachment 1.

Engineer's costs will be based on the hours incurred to complete the project times the hourly rates of the various personnel, per Attachment 2 – Hourly Rate Schedule.

The Engineer shall provide the Services at the hourly rates attached hereto as Attachment 2 – Hourly Rate Schedule. The Engineer may propose adjustments to its hourly rates from time to time. To propose an adjustment in rates, Engineer shall submit a "Rate Adjustment Request" on a form made available by the City. All proposed adjustments are subject to City approval. If the proposed adjustments are approved, the adjustments shall become effective on the date identified in the Rate Adjustment Request form provided by Engineer, which shall thereafter be attached to the Agreement as an additional Exhibit. If the City rejects the proposed adjustments, the City shall provide written notice to the Engineer and the parties shall work in good faith to identify mutually acceptable hourly rates. If an agreement cannot be reached within (10) days following the date that the City provides written notice to the Engineer of its rejection of the proposed rates, the Engineer shall continue to provide the Services at the original agreed upon rates for the duration of this Agreement. Any adjustment of hourly results under this paragraph that is anticipated to increase the total Contract Price for the Services shall be approved by the Board of Public Works. Otherwise, Board approval shall not be required.

**Expenses**

Engineer will be reimbursed for travel related expenses, overnight stays, and other expenses per the table below. Per Diem reimbursement is only applicable for individuals traveling 50 miles or more to or from Fort Wayne. Overnight stay is not expected for an individual who is within a 100 mile range, unless expected for multiple days. Travel days are only applicable to individuals traveling 100 miles or more to or from Fort Wayne.

	<u>Per Diem Rate</u>
Travel Day 1 (City or State)	\$180
Workshop	\$50
Non-Travel Day	\$65
Overnight Accommodations	\$175

Payment for outside consulting and/or professional services such as Geotechnical, Utility Locates, Registered Land Surveyor for easement preparation, or Legal Services performed by a Subconsultant at actual cost to ENGINEER plus 10 percent for administrative costs. The Engineer will obtain written City approval before authorizing these services.

## B. BILLING AND PAYMENT

## 1. Timing/Format

- a. Engineer shall invoice City monthly for Services completed at the time of billing. Such invoices shall be prepared in a form and supported by documentation as City may reasonably require and shall include the employee name and title of all staff billing to project.
- b. City shall pay Engineer within 30 days of receipt of approved invoice.
- c. Engineer shall invoice City in whole dollar amounts on the grand total of each invoice. Rounding shall be implemented only on grand total amounts and not subtotals of individual tasks or fees. Contract amounts due to rounding may not exceed the not-to-exceed amount.
- d. To be considered for payment, invoicing for January through September must be received no later than 90 days from the end of the month that the services were provided. For services provided in the

months of October, November, and December, invoices must be received by January 15<sup>th</sup> of the following year. Any invoices submitted after the deadlines noted in this paragraph will be considered late and may not be paid.

- e. By January 15<sup>th</sup> of each calendar year, the Engineer shall invoice the City for all outstanding services through December 31<sup>st</sup> of the prior year (Year End Invoice). If Engineer is unable to provide the Year End Invoice by January 15<sup>th</sup>, the Engineer shall notify the City Representative by January 15<sup>th</sup>, in writing, and shall coordinate with the City Representative to determine the earliest feasible date to deliver the Year End Invoice. Any Year End invoices or notices submitted after the deadlines noted in this paragraph will be considered late and may not be paid.
- f. By January 10<sup>th</sup> of each calendar year, the Engineer shall provide City Representative, in writing, a list of any outstanding payments due (Aged Receivables) for services rendered through December 31<sup>st</sup> of the prior year. The City Representative shall review the list of Aged Receivables and confirm that they are being processed for payment.

2. Billing Records

Engineer shall maintain accounting records of its costs in accordance with generally accepted accounting practices. Access to such records will be provided during normal business hours with reasonable notice during the term of this Agreement and for 3 years after completion.

**PART IV Non-Consent Decree  
STANDARD TERMS AND CONDITIONS**

1. **STANDARD OF CARE.** Services shall be performed in accordance with the standard of professional practice ordinarily exercised by the applicable profession at the time and within the locality where the services are performed. No warranty or guarantee, express or implied, are provided, including warranties or guarantees contained in any uniform commercial code.

2. **CHANGE OF SCOPE.** The scope of Services set forth in this Agreement is based on facts known at the time of execution of this Agreement, including, if applicable, information supplied by ENGINEER and CITY. ENGINEER will promptly notify CITY of any perceived changes of scope in writing and the parties shall negotiate modifications to this Agreement.

3. **SAFETY.** ENGINEER shall establish and maintain programs and procedures for the safety of its employees. ENGINEER specifically disclaims any authority or responsibility for general job site safety and safety of persons other than ENGINEER employees.

4. **DELAYS.** If events beyond the control of ENGINEER, including, but not limited to, fire, flood, explosion, riot, strike, war, process shutdown, act of God or the public enemy, and act or regulation of any government agency, result in delay to any schedule established in this Agreement, such schedule shall be extended for a period equal to the delay. In the event such delay exceeds 90 days, ENGINEER will be entitled to an equitable adjustment in compensation.

5. **TERMINATION/SUSPENSION.** Either party may terminate this Agreement upon 30 days written notice to the other party in the event of substantial failure by the other party to perform in accordance with its obligations under this Agreement through no fault of the terminating party. CITY shall pay ENGINEER for all Services, including profit relating thereto, rendered prior to termination, plus any expenses of termination.

ENGINEER or CITY, for purposes of convenience, may at any time by written notice terminate the services under this Agreement. In the event of such termination, ENGINEER shall be paid for all authorized services rendered prior to termination including reasonable profit and expenses relating thereto.

6. **REUSE OF PROJECT DELIVERABLES.** Reuse of any documents or other deliverables, including electronic media, pertaining to the Project by CITY for any purpose other than that for which such documents or deliverables were originally prepared, or alternation of such documents or deliverables without written verification or adaptation by ENGINEER for the specific purpose intended, shall be at CITY's sole risk.

7. **OPINIONS OF CONSTRUCTION COST.** Any opinion of construction costs prepared by ENGINEER is supplied for the general guidance of the CITY only. Since ENGINEER has no control over competitive bidding or market conditions, ENGINEER cannot guarantee the accuracy of such opinions as compared to contract bids or actual costs to CITY.

8. **RELATIONSHIP WITH CONTRACTORS.** ENGINEER shall serve as CITY's professional representative for the Services, and may make recommendations to CITY concerning actions relating to CITY's contractors, but ENGINEER specifically disclaims any authority to direct or supervise the means, methods, techniques, sequences or procedures of construction selected by CITY's contractors.

9. **MODIFICATION.** This Agreement, upon execution by both parties hereto, can be modified only by a written instrument signed by both parties.

10. **PROPRIETARY INFORMATION.** Information relating to the Project, unless in the public domain, shall be kept confidential by ENGINEER and shall not be made available to third parties without written consent of CITY.

11. **INSURANCE.** ENGINEER shall maintain in full force and effect during the performance of the Services the following insurance coverage; provided, however, that if a High Risk Insurance Attachment is attached hereto, the requirements of the High Risk Insurance Attachment shall be substituted in lieu of the following requirements;

- a) Worker's Compensation\*  
Bodily Injury by Accident \$500,000 each accident

- Bodily Injury by Disease \$500,000 policy limit  
Bodily Injury by Disease \$500,000 each employee  
b) General Liability \$1,000,000 minimum per occurrence/ \$2,000,000 aggregate (if the value of the projects exceeds \$10,000,000 then this shall be \$5,000,000 aggregate).  
c) Automobile Liability, including Hired and Non-Owned Auto \$1,000,000 Minimum per occurrence  
d) Products/Completed Operations Liability \$2,000,000 aggregate  
e) Personal & Advertising Liability \$1,000,000 any one person or organization

The Certificate of Insurance must show the City of Fort Wayne, its Divisions and Subsidiaries as an Additional Insured and a Certificate Holder, \*except for Work's Compensation, with 30 days notification of cancellation or non-renewal.

All Certificates of Insurance should be sent to the following address:  
City of Fort Wayne Purchasing Department  
200 East Berry St., Suite #480  
Fort Wayne, IN 46802

12. **INDEMNITIES.** To the fullest extent permitted by law, ENGINEER shall indemnify and save harmless the City from and against loss, liability, and damages sustained by CITY, its agents, employees, and representatives by reason of injury or death to persons or damage to tangible property to the extent caused directly by the negligent errors or omissions of ENGINEER, its agents or employees.

To the fullest extent permitted by law, City shall indemnify and save harmless, Engineer from and against loss, liability, and damages sustained by Engineer, its agents, employees, and representatives by any reason of injury or death to persons or damage to tangible property to the proportionate extent caused by the negligence of City, its agents or employees.

13. **LIMITATIONS OF LIABILITY.** Each party's liability to the other for any loss, cost, claim, liability, damage, or expense (including attorneys' fees) relating to or arising out of any negligent act or omission in its performance of obligations arising out of this Agreement, shall be limited to the amount of direct damage actually incurred. Absent gross negligence or knowing and willful misconduct which causes a loss, neither party shall be liable to the other for any indirect, special or consequential damage of any kind whatsoever.

14. **ASSIGNMENT.** The rights and obligations of this Agreement cannot be assigned by either party without written permission of the other party. This Agreement shall be binding upon and insure to the benefit of any permitted assigns.

15. **ACCESS.** CITY shall provide ENGINEER safe access to any premises necessary for ENGINEER to provide the Services.

16. **PREVAILING PARTY LITIGATION COSTS.** In the event any actions are brought to enforce this Agreement, the prevailing party shall be entitled to collect its litigation costs from the other party.

17. **NO WAIVER.** No waiver by either party of any default by the other party in the performance of any particular section of this Agreement shall invalidate another section of this Agreement or operate as a waiver of any future default, whether like or different in character.

18. **SEVERABILITY.** The various term, provisions and covenants herein contained shall be deemed to be separate and severable, and the invalidity or unenforceability of any of them shall not affect or impair the validity or enforceability of the remainder.

19. **AUTHORITY.** The persons signing this Agreement warrant that they have the authority to sign as, or on behalf of, the part for whom they are signing.

20. **STATUTE OF LIMITATION.** To the fullest extent permitted by law, parties agree that, except for claims for indemnification, the time period for bringing claims regarding Engineer's performance under this Agreement shall expire one year after Project Completion.

## ATTACHMENT #1

## SUMMARY SHEET

## SCOPE OF BASIC ENGINEERING SERVICES FEE PROPOSAL

**Task 1 - Project Management and Schedule**

For Services outlined in Tasks 1.1 through 1.5 a not to exceed fee of:	\$43,350
------------------------------------------------------------------------	----------

**Task 2 - Integrate Group 1 Systems**

For Services outlined in Tasks 2.1 through 2.8 a not to exceed fee of:	\$50,930
------------------------------------------------------------------------	----------

**Task 3 - Integrate Group 1 Systems**

For Services outlined in Tasks 3.1 through 3.7 a not to exceed fee of:	\$179,930
------------------------------------------------------------------------	-----------

**Task 4 - Integrate Group 1 and Group 2 Systems**

For Services outlined in Tasks 4.1 through 4.7 a not to exceed fee of:	\$135,290
------------------------------------------------------------------------	-----------

**Optional Services - As authorized by PM****Contingency Allowance - As authorized by PM**

<u>For Additional Services</u> and tasks required during the performance of the work, but not specifically described herein, a sum not to exceed of:	\$25,000
------------------------------------------------------------------------------------------------------------------------------------------------------	----------

<b>TOTAL NOT TO EXCEED FEE:</b>	<b>\$434,500</b>
---------------------------------	------------------

## ATTACHMENT #2

## EMPLOYEE HOURLY RATE SCHEDULE

**Donohue & Associates, Inc.**  
**2026 Billing Rates**

<b>Employee Classification</b>	<b>Hourly Billing Rate</b>
Engineer/Specialist IX	\$295
Engineer/Specialist VIII	\$275
Engineer/Specialist VII	\$255
Engineer/Specialist VI	\$240
Engineer/Specialist V	\$220
Engineer/Specialist IV	\$205
Engineer/Specialist III	\$185
Engineer/Specialist II	\$165
Engineer/Specialist I	\$145
Technician II	\$135
Technician I	\$115
Administrative Assistance III	\$115
Administrative Assistance II	\$105
Administrative Assistance I	\$95

## Notes:

- Labor charge-out rates are for normal work week.
- Billing rates are in effect for 2026 and may be adjusted annually to reflect labor cost increases.
- Mileage is billed at the current IRS stipulated rate.
- Printing and shipping are billed at cost.

# Interoffice Memo

Date: 2/26/2026  
To: Common Council Members  
From: Eric Ruppert, Manager, City Utilities Engineering  
RE: TRFP SCADA Migration – Work Package No. 4  
WO#67290

*Eric Ruppert*  
2/27/2026

Council District # N/A – At Plants & Remote Water Sites (Citywide)

Engineer shall provide the City professional Engineering services in all phases of the Project to which the scope of services applies. These services will include serving as City's representative for the Project, providing professional Engineering consultation and advice, and other customary services incidental thereto. SCADA Migration – Work Package No.4 work at the Three Rivers Filtration Plant remote sites for the continuing upgrade of the existing control system to a new platform. The work in this agreement includes the development of HMI screens, programming, and migration of 30 remote PLC sites consisting of booster pump stations, pressure control stations, storage tanks, and other facilities to the new Ignition platform at the Three Rivers Filtration Plant.

Implications of not being approved: SCADA is the control system for both the plants and is used to assist operators in monitoring/ managing processes. Due to changes in technology, our SCADA system has outlived its useful life. The SCADA Migration project involves replacing this system with a new platform that will be more widely supported and easier to modify in the future. This migration also implements high performance graphics to assist in the operation of the Three Rivers Filtration Plant.

If Prior Approval is being Requested, Justify: N/A

Selection and Approval Process:

The consultant was selected through the Request for Proposal process. A request for proposals was developed and sent to five shortlisted firms. Three shortlisted firms submitted Competitive Sealed Proposals for this portion of the project. A scoring matrix was used to score all firms based on responses to the RFP's. RFP scoring was based on expertise, qualifications, proposed scope of work and fee. Using this process, City Utilities Engineering selected Donohue for this project and finds their scope and fee to be the best value for this project. The Board of Public Works approved the professional service agreement on February 24, 2026.

The cost of said project funded by: State Revolving Fund Water Bond

Council Introduction Date: 3/10/2026

CC: BOW  
Matthew Wirtz  
Jill Helfrich  
Construction Manager  
File

**BILL NO. S-26-03-01**

**REPORT OF COMMITTEE ON CITY UTILITIES**










**March 17, 2026**

**Russ Jehl Chair**  
**Thomas Freistroffer Co-Chair**  
**All Council Members**

An Ordinance approving Professional Services Agreement – TRFP SCADA Migration – Work Package 4 – Work Order #67290 – between Donohue & Associates, Inc. and the City of Fort Wayne, Indiana, by and through its Board of Public Works

*Involving a not-to-exceed cost of \$434,500.00*

**COMMITTEE ON CITY UTILITIES HAVE HAD SAID Ordinance under consideration and beg leave to report back to the Common Council that said Ordinance**

<u>COUNCIL MEMBER</u>	<u>DO PASS</u>	<u>DO NOT PASS</u>	<u>ABSTAIN</u>
<u>BENDER</u>			
<u>BOOKER</u>			
<u>CHAMBERS</u>			
<u>ENSLEY</u>			
<u>FREISTROFFER</u>			
<u>HARTMAN</u>			
<u>JEHL</u>			
<u>MYERS</u>			
<u>PADDOCK</u>			

**JOHN D. MCGAULEY**  
**CITY CLERK**



Public Hearing Date: N/A

Read the first time in full and on motion by Councilperson Jehl.

Read the second time by title and referred to the City Utilities Committee.

Read the third time in full and on motion by Councilperson Jehl, placed on passage by the following vote:

<u>TOTAL VOTES</u>	<u>AYES</u>	<u>NAYS</u>	<u>ABSTAINED</u>	<u>ABSENT</u>
BENDER	<input checked="" type="checkbox"/>	<input type="checkbox"/>	<input type="checkbox"/>	<input type="checkbox"/>
BOOKER	<input checked="" type="checkbox"/>	<input type="checkbox"/>	<input type="checkbox"/>	<input type="checkbox"/>
CHAMBERS	<input checked="" type="checkbox"/>	<input type="checkbox"/>	<input type="checkbox"/>	<input type="checkbox"/>
ENSLEY	<input checked="" type="checkbox"/>	<input type="checkbox"/>	<input type="checkbox"/>	<input type="checkbox"/>
FREISTROFFER	<input checked="" type="checkbox"/>	<input type="checkbox"/>	<input type="checkbox"/>	<input type="checkbox"/>
HARTMAN	<input type="checkbox"/>	<input type="checkbox"/>	<input type="checkbox"/>	<input checked="" type="checkbox"/>
JEHL	<input checked="" type="checkbox"/>	<input type="checkbox"/>	<input type="checkbox"/>	<input type="checkbox"/>
MYERS	<input checked="" type="checkbox"/>	<input type="checkbox"/>	<input type="checkbox"/>	<input type="checkbox"/>
PADDOCK	<input checked="" type="checkbox"/>	<input type="checkbox"/>	<input type="checkbox"/>	<input type="checkbox"/>

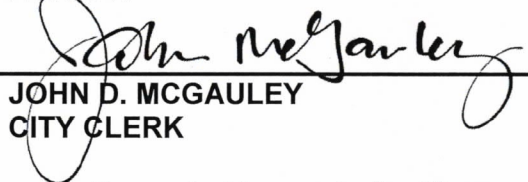
DATED: March 24, 2026


  
 \_\_\_\_\_  
 JOHN D. MCGAULEY, CITY CLERK

Passed and adopted by the Common Council of the City of Fort Wayne, Indiana, as

Special Ordinance No. S-26-03-01 on the 24th day of March, 2026

ATTEST:

  
 \_\_\_\_\_  
 JOHN D. MCGAULEY  
 CITY CLERK

  
 \_\_\_\_\_  
 PRESIDING OFFICER

Presented by me to the Mayor of the City of Fort Wayne, Indiana, on the 25th of March 2026, at the hour of 9:40 o'clock A.M. E.S.T.

  
 \_\_\_\_\_  
 JOHN D. MCGAULEY, CITY CLERK

Approved and signed by me this 25th day of March 2026, at the hour of 10:15 o'clock A.M. E.S.T.

  
 \_\_\_\_\_  
 SHARON TUCKER, MAYOR

Fort Wayne Indiana  
 Office of the City Clerk  
 MAR 25 2026  
 RECEIVED