

1 **BILL NO. S-26-01-03**

2 SPECIAL ORDINANCE NO. S-4-26

3
4 **AN ORDINANCE** approving WPCP AERATION BASIN
5 DIFFUSER IMPROVEMENTS PHASE II
6 PROCUREMENT - WORK ORDER NUMBER 77482 -
7 (\$404,700.00) between ENVIRONMENTAL
8 DYNAMICS INTERNATIONAL and the City of Fort
9 Wayne, Indiana, as a Special Procurement under I.C.
10 5-22-10 by and through its Department of City Utilities.

11 **NOW, THEREFORE, BE IT ORDAINED BY THE COMMON**
12 **COUNCIL OF THE CITY OF FORT WAYNE, INDIANA:**

13 **SECTION 1.** That the WPCP AERATION BASIN DIFFUSER
14 IMPROVEMENTS PHASE 2 PROCUREMENT - WORK ORDER NUMBER 77482
15 - between ENVIRONMENTAL DYNAMICS INTERNATIONAL and the City of Fort
16 Wayne, Indiana, as a Special Procurement under I.C. 5-22-10 by and through its
17 Department of City Utilities, is hereby ratified, and affirmed and approved in all
18 respects, respectfully for:

19 All labor, insurance, material, equipment, tools, power,
20 transportation, miscellaneous equipment, etc., necessary for the
procurement of nine (9) elliptic aeration control valves for
installation at the Water Pollution Control Plant;

21 involving a total cost of FOUR HUNDRED FOUR THOUSAND SEVEN HUNDRED
22 AND 00/100 DOLLARS - (\$404,700.00) all as more particularly set forth in said
23 WPCP AERATION BASIN DIFFUSER IMPROVEMENTS PHASE II
24 PROCUREMENT - WORK ORDER NUMBER 77482 which is on file in the Office
25 of the Department of Purchasing, and is by reference incorporated herein, made a
26 part hereof, and is hereby in all things ratified, confirmed and approved.

27
28
29
30


1
2
3
4
5
6
7
8
9
10
11
12
13
14
15
16
17
18
19
20
21
22
23
24
25
26
27
28
29
30

SECTION 2. That this Ordinance shall be in full force and effect from and after its passage and any and all necessary approval by the Mayor.



Council Member

APPROVED AS TO FORM AND LEGALITY



Malak Heiny, City Attorney

Special Purchase Declaration

Special purchases are exempt from the competitive bidding process. City Purchasing and State Law requires **documentation to support the basis for the special purchase and the basis for selecting the particular vendor**. The following constitutes the most commonly used special purchases:

- **Compatibility:** When the compatibility of equipment, accessories, or replacement parts is a substantial consideration in the procurement and only one (1) source meets the using agency's reasonable requirements.
 - Explanation of the grounds for compatibility – see below
 - Quote - Attached

Contact name: Chris Ravenscroft chris.ravenscroft@cityoffortwayne.org

Explanation: __The purchase of this equipment is for the second phase of a multi-phase upgrade to the Water Pollution Control Plant's aeration basins. As part of the first phase, a request for proposals was completed for the selection of diffusers. Scoring was based on performance, price, and other metrics to determine the best value for the Utility. EDI selected as the best value for the Utility. As we continue to replace diffuser systems in the basins, in order to keep parts compatible from basin to basin, EDI is being selected for the next phase.

City of Fort Wayne
Sharon Tucker, Mayor
Purchasing Department
REQUEST FOR PROPOSAL



Request for Proposal (RFP) Information

RFP#77482
DescriptionFine Bubble Diffuser Equipment Phase II
RFP Due DateOctober 31, 2025 at 12:00 noon

All questions and proposal is to be submitted via email to the following address:
Chris.ravenscroft@cityoffortwayne.org

Documents Required

The following documents must be completed, endorsed, and submitted with proposal:

1. Vendor Submission Form
2. Vendor Disclosure Form (Conflict of Interest)
3. American Iron and Steel Confirmation Letter
4. PDF of the Proposal

Notice to Bidders

1. The legal document, "Standard Terms & Conditions," may be obtained on the City's website at: Cityoffortwayne.org, Finance & Administration, Purchasing, and Standard Terms.
https://cityoffortwayne.org/images/stories/finance_and_administration/purchasing/docs/stdtrms.pdf
2. The City of Fort Wayne has the right and option to terminate the agreement upon thirty days written notice.
3. Quantities indicated are estimates only. City reserves the right to buy additional units of commodity specified at the quoted price.
4. Any waiver of the specifications in Requests for Bids or Bids is void unless a formal addendum is sent from the Purchasing Department.
5. Any exceptions to the specifications must be clearly set forth in the bid and may result in rejection of bid. It is the bidder's responsibility to show proof that goods being offered are of equal quality to those that were specified. If a specific brand is stated in the specification, a substitution will not be considered unless indicated.
6. Contractor shall understand and comply with the City of Fort Wayne Drug Policy as listed on the City of Fort Wayne website at: www.cityoffortwayne.org, Finance and Administration, Purchasing, Drug Policy.
https://www.cityoffortwayne.org/images/stories/finance_and_administration/purchasing/docs/drug_policy_8_11.pdf

7. Price Preferences (for Supplies Only): If Bidder wants to claim **price preferences** per Indiana Code 5-22, such as Local Indiana Business, Bidder must indicate the preference on their Vendor Submission Form. No claims for preference will be allowed by Owner after Bid opening.
8. Indiana Code allows procurement agents to consider giving preference to purchasing commodities manufactured in the United States that meet the conditions and specifications defined in the statute. This category includes the U.S. Manufactured and Steel Products Preferences: IC 5-22-15-25 and IC 5-22-15-21. Bidder must indicate the desired preference on their Vendor Submission form. No claims for preference will be allowed by Owner after Bid opening.
9. Indiana Legal Employment: Pursuant to IC 22-5-1.7, Vendors shall enroll in and verify the work eligibility status of all newly hired employees through the E-Verify Program. As a condition of being awarded any contract, the successful Bidder shall execute the E-Verify Affidavit, affirming that the Vendor does not knowingly employ an unauthorized alien and further affirming that Vendor has enrolled in and is participating in the E-Verify Program.
11. The owner reserves the right to waive any and all formalities and informalities or to reject any and all Bids. The Owner shall accept Bids which, in their judgment, are deemed in the City's best interest. Bids received after the time set are rejected.
12. All expenses incurred in the preparation of a response to this Request shall be borne by the proposer.
13. All submitted bids shall become the property of the City of Fort Wayne.
14. The City is exempt from the payment of state sales and federal taxes.
15. The City reserves the right to reject any proposals. The City's intent is to award to proposer with the highest overall score based on the provided scoring criteria.
16. Bidders must offer mercury-free alternatives to all products which contain intentionally added mercury (mercury added products) where such alternatives exist. Should such alternatives not be available, proposers must submit with their response a list of products without mercury-free alternatives and an explanation of why alternatives are not available. City reserves the right to reject any and all proposals that do not provide mercury-free alternatives or an adequate explanation which city deems acceptable.

**CITY of FORT WAYNE
WATER POLLUTION CONTROL PLANT
AERATION BASIN DIFFUSER IMPROVEMENTS PHASE II
FINE BUBBLE DIFFUSER SYSTEM REQUIREMENTS
WORK ORDER No. 77482**

Project Summary

FINE BUBBLE DIFFUSER SYSTEM

The City of Fort Wayne, City Utilities (“Owner”) is issuing this Request for Proposals (“RFP”) for the Goods and Services described below. This is in connection to a future construction project that will be bid for the installation of the Goods be requested under this proposal. The Owner is replacing the aeration diffuser equipment in three (3) existing basin at the Water Pollution Control Plant.

Item #1 – Aeration Diffuser System

Brief description: Supplier shall furnish and deliver to the jobsite fine bubble, flexible membrane disk diffusers, fixed header aeration system for Aeration Basins 1 through 3.

- Stainless steel pipe drops, PVC manifolds and air distributors, PVC diffusers, supports, air distributor purge system, required bolts, nuts, and gaskets for system flange connections, membrane disc diffusers and O-ring gaskets.
- Refer to Specifications for Details

LIQUIDATED DAMAGES

- The Owner and Seller recognize time is of the essence concerning delivery aeration diffuser system and that the Owner *may* suffer financial loss if the equipment is not delivered in accordance with the schedule set forth in this specification, plus any extensions thereof allowed. They also recognize the delays, expense and difficulties involved in proving in a legal proceeding or arbitration the actual loss suffered by the Owner if the equipment is not delivered on time. Accordingly, instead of requiring such proof, the Owner and the Seller agree that as liquidated damages for delay (but not as a penalty), the Seller shall pay the Owner the following:
- **Five hundred U.S. dollars (\$500.00 USD)** for each and every calendar day that expires after the delivery dates specified (or dates subsequently agreed upon by the Owner and Seller). The Liquidated Damages shall not exceed ten (10) percent of the total proposal price (not including any price adder for equipment unloading, assembly, and field-testing).

PROPOSED PAYMENT SCHEDULE

<u>Approved Submittals</u>	10%
<u>Delivery of Materials to Site</u>	75%
<u>O&M Manual Delivery</u>	5%
<u>Final Payment – Post Start Up</u>	10%

Owner's Attachments

- Attachment A - Specifications sections
 - 01 11 00 – Summary of Work
 - 01 31 26 – Electronic Communication Protocol
 - 01 33 00 – Submittal Procedures
 - 01 65 00 – Product Delivery Requirements
 - 01 75 11 – Check out and Startup Procedures
 - 01 78 23 – Operations and Maintenance Data
 - 01 79 13 – System and Facility Performance Testing Procedures
 - 46 51 33 – Flexible Membrane Disc Diffusers
- Attachment B - Drawings
 - WPCP Aeration Basin Diffuser Improvements Phase II Drawings

**1.0 FINE BUBBLE DIFFUSER SYSTEM INFORMATION FORM
(A completed copy of this Section must be included with the Proposal)**

FINE BUBBLE DIFFUSERS – Fort Wayne City Utilites

<u>ITEM</u>	<u>DESCRIPTION</u>
1.1 Time for Product Data and Shop Drawing Submittals – weeks ARO	6 weeks
1.2 Time for Delivery of all components– weeks after approved submittals	8-10 weeks
1.3 ISO 14001 certification or a third-party verified corporate sustainability report consistent with the Global Reporting Initiative (GRI) Sustainability Report or equivalent	EDI is CSRD certified by Ecovadis
1.4 Product-specific type III Environmental Product Declaration (EPD) conforming to ISO 14025, 14044	Not Applicable

1.5 Proposed equipment list characteristics

A. Material and Equipment type – Fort Wayne City Utilites

- | | | |
|-----|--|---|
| 1. | Drop Pipe Stainless Steel Grade | <u>304L 12 ga</u> |
| 2. | Diffuser Header PVC Schedule | <u>Schedule 40</u> |
| 3. | Diffuser Lateral PVC Schedule | <u>Schedule 40</u> |
| 4. | Diffuser EPDM Material thickness | <u>.080 inches</u> |
| 5. | Manifold to Air distributor connection type | <u>Flanged Joint</u> |
| 6. | Diffuser connection type to air distributors | <u>Saddle mount</u> |
| 7. | Air distributor joint type | <u>Flanged Joint</u> |
| 8. | Manifold support type and material | <u>304 Stainless Steel</u>
<u>Adjustable</u> |
| 9. | Air distributor support type and material | <u>304 Stainless Steel Guide</u> |
| 10. | Anchor bolt requirements for installing Contractor | <u>Expansion Anchor Bolt (EDI</u>
<u>provided)</u> |

B. Installation – Fort Wayne City Utilites

1. Provide approximate installation time per 500 diffusers, excluding drop and manifold piping, and include general installation requirements or procedures. (May attach additional information)

Typical 500 diffuser installation for air laterals and diffusers is 16.5 man-hours. Video comparing competitor vs EDI installation can be viewed here: <https://www.youtube.com/watch?v=pDxfYYvr5VY> (EDI diffusers at 1:40) See Attachments to proposal for EDI installation instructions.

C. Spare Parts – Fort Wayne City Utilites

1. Provide list of recommended spare parts as part of the proposal (Attach to Proposal)

**SCHEDULE – AERATION ZONES - WEST AERATION BASINS NO. 7
THROUGH 9**

Location	Grid 1	Grid 2	Grid 3	Grid 4
System Type	Fine Bubble Membrane Disc – Fixed Header	Fine Bubble Membrane Disc – Fixed Header	Fine Bubble Membrane Disc – Fixed Header	Fine Bubble Membrane Disc – Fixed Header
Number of Diffusers per Grid	384	728	630	784
Number of Air Distribution headers per Grid	12	14	14	16
Maximum Air Rate per Diffuser (SCFM)	2.80	2.77	2.75	2.78
Minimum Air Rate per Diffuser (SCFM)	0.6	0.7	0.6	.6
Drop Pipe Diameter (inches)	10”	10”	10”	12”
Maximum Pressure at Top of Drop (PSIG)	7.24	7.4	7.24	7.24
Clean Water SOTE (Percent)	27.49%	27.4%	27.32%	27.38%
Minimum Airflow Rate Per Grid (scfm)	245	497	371	471
Average Airflow Rate Per Grid (scfm)	341	724	673	761
Maximum Airflow Rate Per Grid (scfm)	1076	2018	1731	2179
10th Percentile SOR (lb O₂/day)	1690	3410	2540	3230
Average SOR (lb O₂/day)	2350	4970	4610	5220
90th Percentile SOR (lb O₂/day)	7410	13850	11850	14950

PSIG – Pounds Per Square Inch Gauge
 SCFM – Standard Cubic Feet Per Minute
 SOR – Standard Oxygen Requirement
 SOTE – Standard Oxygen Transfer Efficiency
 % - Percent
 lb O₂/day – Pounds of Oxygen per Day

1.6 Exceptions to specification

<u>ITEM</u>	<u>COMMENTS</u>
<u>No Exceptions</u>	<u>Using same materials used in Phase I</u>
<hr/>	<hr/>
<hr/>	<hr/>
<hr/>	<hr/>

1.7 Proposed Alternatives/Options -

<u>ITEM</u>	<u>COMMENTS</u>
<u>Base Oxygen Transfer Curve Tests</u>	<hr/>
<u>SuperStrut Support Alternative</u>	<hr/>
<hr/>	<hr/>
<hr/>	<hr/>
<hr/>	<hr/>
<hr/>	<hr/>

2.0 PRICE, WARRANTY, and BIDDER INFORMATION
(A completed copy of this Section must be included with the Proposal).

FINE BUBBLE DIFFUSER SYSTEM AERATION BASINS 1 THROUGH 3:

The Bidder proposes to manufacture and deliver a
fine bubble diffuser fixed header system for
Aeration Basins 7 through 9 in compliance with this Specification for
US\$ 398,700

Spare Parts (total of submitted list from 1.5C) US\$ All recommended parts are included in
base price

Alternates/Options

<u>Base Oxygen Transfer Curve Tests</u>	<u>US\$6,000 for each grid tested</u>
<u>SuperStrut Support Alternative</u>	<u>US\$3,000 deduct</u>
<u>_____</u>	<u>US\$ _____</u>
<u>_____</u>	<u>US\$ _____</u>
<u>_____</u>	<u>US\$ _____</u>
<u>_____</u>	<u>US\$ _____</u>

Daily rate for furnishing the service of a factory trained
Field Service Technician for services above and beyond
the scope of this specification: US\$ 1,200 per additional day and
\$4,000 per additional trip (to/from
jobsite)

Manufacturer's warranty period is two years (24 months) from system start-up not to
exceed thirty (30) months from shipment. (Note One-year requirement in Warranty
Section of this Specification).

CITY OF FORT WAYNE, INDIANA

Environmental Dynamics International, Inc.
(Vendor Name)

VENDOR DISCLOSURE STATEMENT RELATING TO:

- 1. FINANCIAL INTERESTS;**
- 2. POTENTIAL CONFLICTS OF INTEREST;**
- 3. CURRENT AND PENDING CONTRACTS OR PROCUREMENTS**

Vendors desiring to enter into certain contracts with the City of Fort Wayne, Indiana (the "City") shall disclose their financial interests, potential conflicts of interest and current and pending contract or procurement information as set forth below.

The following disclosures by Vendors are required for all contracts with annual payments by the City in the amount of \$50,000 or more. Vendors shall disclose their financial interests, potential conflicts of interest and other contract and procurement information identified in Sections 1, 2 and 3 below as a prerequisite for consideration for a contract awarded by the City. This Disclosure Statement must be completed and submitted together with the Vendor's contract, bid, proposal or offer.

A publicly traded entity may submit its current 10K disclosure filing in satisfaction of the disclosure requirements set forth in Sections 1 and 2 below.

Section 1: Disclosure of Financial Interest in Vendor

a. If any individuals have either of the following financial interests in Vendor (or its parent), please check all that apply and provide their names and addresses (attach additional pages as necessary):

(i) Equity ownership exceeding 5%

(ii) Distributable income share exceeding 5%

(iii) Not Applicable (If N/A, go to Section 2)

Name: _____ Name: _____

Address: _____ Address: _____

b. For each individual listed in Section 1a. show his/her type of equity ownership:

sole proprietorship stock

partnership interest units (LLC)

other (explain) _____

c. For each individual listed in Section 1a. show the percentage of ownership interest in Vendor (or its parent):
ownership interest:

Name: _____ %

Name: _____ %

Section 2: Disclosure of Potential Conflicts of Interest (not applicable for vendors who file a 10K)

For each individual listed in Section 1a. check "Yes" or "No" to indicate which, if any, of the following potential conflict of interest relationships apply. If "Yes", please describe using space under applicable subsection (attach additional pages as necessary):

- a. City employment, currently or in the previous 3 years, including contractual employment for services:
Yes _____ No X

- b. City employment of "Member of Immediate Family" (defined herein as: *Spouse, Child, Step Child, Parent or Step Parent, Father-in-law or Mother-in-law, Brother or Sister, Step Brother or Step Sister, Half Brother or Half Sister, Brother-in-law or Sister-in-law, Son-in-law or Daughter-in-law, Grandparent or Step Grandparent, Grandparent or Step Grandparent of Spouse, Grandchild*)
Including contractual employment for services in the previous 3 years:
Yes _____ No X

- c. Relationship to Member of Immediate Family holding elective City office currently or in the previous 3 years:
Yes _____ No X

Section 3: DISCLOSURE OF OTHER CONTRACT AND PROCUREMENT RELATED INFORMATION

- a. Does Vendor have current contracts (including leases) with the City? Yes _____ No X

If "Yes", identify each current contract with descriptive information including purchase order or contract reference number, contract date and City contact below (attach additional pages as necessary).

- b. Does Vendor have pending contracts (including leases), bids, proposals, or other pending procurement relationship with the City? Yes _____ No X

If "Yes", identify each pending matter with descriptive information including bid or project number, contract date and City contact using space below (attach additional pages as necessary).

c. Does vendor have any existing employees that are also employed by the City of Fort Wayne?

Yes _____ **No X** _____

If "Yes", provide the employee's name, current position held at vendor, and employment payment terms (hourly, salaried, commissioned, etc.).

Name / Position / Payment Terms:

Name / Position / Payment Terms:

Name / Position / Payment Terms:

d. Does vendor's representative, agent, broker, dealer or distributor (if applicable) have any existing employees that are also employed by the City of Fort Wayne? For each instance, please provide the name of the representative, agent, broker, dealer or distributor; the name of the City employee, and the payment terms (hourly, salaried, commissioned, etc.).

Company / Name / Payment Terms: No _____

Company / Name / Payment Terms: _____

Section 4: CERTIFICATION OF DISCLOSURES

In connection with the disclosures contained in Sections 1, 2 and 3 Vendor hereby certifies that, except as described in attached Schedule A:

- a. Vendor (or its parent) has not, within the five (5) year period preceding the date of this Disclosure Statement, been debarred, suspended, proposed for debarment declared ineligible or voluntarily excluded from any transactions by any federal, state or local unit of government;
- b. No officer or director of Vendor (or its parent) or individual listed in Section 1a. is presently indicted for or otherwise criminally or civilly charged by a governmental entity (federal, state or local) with commission of any offense;
- c. Vendor (or its parent) has not, within the five (5) year period preceding the date of this Disclosure Statement, had one or more public transactions (federal, state or local) terminated for cause or default;
- d. No officer or director of Vendor (or its parent) or individual listed in Section 1a. has, within the five (5) year period preceding the date of this Disclosure Statement, been convicted, adjudged guilty, or found liable in any criminal or civil action instituted by the City, the federal or state government or any other unit of local government; and
- e. Neither Vendor, nor its parent, nor any affiliated entity of Vendor, or any of their respective officers, directors, or individuals listed in Section 1a. is barred from contracting with any unit of any federal, state or local government as a result of engaging in or being convicted of: (i) bid-rigging; (ii) bid-rotating; or (iii) any similar federal or state offense that contains the same elements as the offense

of bid-rigging or bid-rotating


- f. Pursuant to IC 5-22-16.5, Vendor hereby certifies they do NOT provide \$20 million dollars or more in goods or services to the energy sector of Iran. Vendor also certifies it is not a financial institution that extends \$20 million dollars or more in credit that will provide goods or services to the energy sector of Iran or extends \$20 million dollars or more in credit to a person identified on the list as a person engaging in investment activities in Iran.

The disclosures contained Sections 1, 2 and 3 and the foregoing Certifications are submitted by

<u>Environmental Dynamics International, Inc.</u>	<u>5601 Paris Road, Columbia, MO 65202</u>
(Name of Vendor)	Address
	<u>(573)474-9456</u>
	Telephone
	<u>matt.martin@wastewater.com</u>
	E-Mail Address

The individual authorized to sign on behalf of Vendor represents that he/she: (a) is fully informed regarding the matters pertaining to Vendor and its business; (b) has adequate knowledge to make the above representations and disclosures concerning Vendor; and (c) certifies that the foregoing representations and disclosures are true and accurate to the best of his/her knowledge and belief.

Name (Printed) Matt Martin Title EDI General Manager

Signature  Date 10/30/2025

NOTE: FAILURE TO COMPLETE AND RETURN THIS FORM WITH YOUR DOCUMENTATION MAY RESULT IN YOUR CONTRACT, OFFER, BID OR PROPOSAL BEING DISQUALIFIED FROM CONSIDERATION.



Environmental DYNAMICS INTERNATIONAL

Date: February 22, 2023

Subject: AIS Certification for City of Fort Wayne, IN RFP #8388298

EDI certifies that the following products and/or materials shipped/provided to the subject project are in full compliance with the American Iron and Steel requirement as mandated in EPA's State Revolving Fund Programs.

Item, Products, and/or Materials

1. Section 46 51 33 Flexible Membrane Disc Diffusers

Per the Environmental Protection Agency's American Iron and Steel Requirement Guidance document dated March 20, 2014, blowers/aeration equipment (including appurtenances necessary for their intended use and operation) are not considered construction materials for the purposes of the AIS requirements. Therefore, the aeration systems provided by Environmental Dynamics International are exempt from this requirement.

If any of the above compliance statements change while providing material to this project, we will immediately notify the prime contractor and the engineer.

Signed by the company representative:

X 

Matt Martin
General Manager

aeration for life™

5601 Paris Rd, Columbia, MO 65202
+1 573 474 9456 | www.wastewater.com



AERATION FOR LIFE®

FORT WAYNE IN PHASE II

Detailed Scope of Work for
the Wastewater Treatment
System Improvements with
FlexAir® Pro Aeration

November 14, 2025

To expedite order acceptance, please issue a Purchase Order to EDI and email it to joey.green@wastewater.com referencing proposal number cd47790.02 dated November 14, 2025, and the EDI warranty, and terms and conditions of sale as described in this proposal. EDI will accept the order immediately and schedule a kick-off meeting. Alternately, any additional terms that are added to a Buyer's PO will require our Contracts Administrator to negotiate prior to order acceptance.

5601 Paris Rd.
Columbia, Missouri
USA 65202

+1 573 474 9456
wastewater.com

atac



EOSi

NAPIER-REID

Nexom

Axius Water companies

Scope of Work

Environmental Dynamics International (EDI) is pleased to offer the FlexAir® Pro Aeration Mixing System for the Fort Wayne IN Phase II project. EDI is offering the aeration system including all in-basin aeration components.

The FlexAir Pro aeration systems offered will meet or exceed the performance requirements for the aeration system as specified in the Engineer's plans and specifications for this project, Section 46 51 33, Aeration Equipment – Fine Bubble Type.

The following is the detailed scope of work to be supplied by EDI:

INCLUDED IN OVERALL SCOPE OF SUPPLY

- Aeration system design submittal and shop drawings
- Start-up, commissioning, and initial training
- 1- year warranty from startup (or 18 months from shipment, whichever comes first)
- Operation & Maintenance Manuals
- Shipping to jobsite, Fort Wayne, IN



Aeration System Equipment

Specification Section 46 51 33

Design and Supply of all in-tank FlexAir® Pro aeration equipment required to make a fully functioning system (as per specifications and drawings) after the horizontal flange at the top of each drop pipe and including all in-water components including but not limited to:

AERATION BASIN ZONE 1 (1 OF 3 BASINS LISTED)

- 1 10" 304L Stainless Steel Drop Pipe. Drop pipe provided with flanged top connection and plain end bottom. The drop pipe is to be supported by the contractor such that no downward force is transmitted to the aeration piping system.
- 1 304 Stainless Steel Coupling. Coupling joins plain ends of SS drop and PVC manifold.
- 1 Schedule 40 PVC Air Distribution Manifold Assembly. Assembly provided factory assembled and shipped in sub-assemblies. Assembly includes flanged connections at all field joints, flanged header connections and stainless steel flange fasteners.
- 12 Schedule 40 PVC Lateral Assembly. Assembly provided factory assembled and shipped in sub-assemblies. Assembly includes flanged connections at all field joints, diffuser outlet ports, end cap and stainless steel flange fasteners.
- Lot 304 Stainless Steel Pipe Support. Anchor bolts included.
- 420 FlexAir Disc Diffuser Assembly. Includes disc holder, membrane, and retainer ring.
- 2 Purge system.

AERATION BASIN ZONE 2 (1 OF 3 BASINS LISTED)

- 1 10" 304L Stainless Steel Drop Pipe. Drop pipe provided with flanged top connection and plain end bottom. The drop pipe is to be supported by the contractor such that no downward force is transmitted to the aeration piping system.
- 1 304 Stainless Steel Coupling. Coupling joins plain ends of SS drop and PVC manifold.
- 1 Schedule 40 PVC Air Distribution Manifold Assembly. Assembly provided factory assembled and shipped in sub-assemblies. Assembly includes flanged connections at all field joints, flanged header connections and stainless steel flange fasteners.
- 14 Schedule 40 PVC Lateral Assembly. Assembly provided factory assembled and shipped in sub-assemblies. Assembly includes flanged connections at all field joints, diffuser outlet ports, end cap and stainless steel flange fasteners.
- Lot 304 Stainless Steel Pipe Support. Anchor bolts included.
- 728 FlexAir Disc Diffuser Assembly. Includes disc holder, membrane, and retainer ring.
- 2 Purge system.



AERATION BASIN ZONE 3 (1 OF 3 BASINS LISTED)

- 1 10" 304L Stainless Steel Drop Pipe. Drop pipe provided with flanged top connection and plain end bottom. The drop pipe is to be supported by the contractor such that no downward force is transmitted to the aeration piping system.
- 1 304 Stainless Steel Coupling. Coupling joins plain ends of SS drop and PVC manifold.
- 1 Schedule 40 PVC Air Distribution Manifold Assembly. Assembly provided factory assembled and shipped in sub-assemblies. Assembly includes flanged connections at all field joints, flanged header connections and stainless steel flange fasteners.
- 14 Schedule 40 PVC Lateral Assembly. Assembly provided factory assembled and shipped in sub-assemblies. Assembly includes flanged connections at all field joints, diffuser outlet ports, end cap and stainless steel flange fasteners.
- Lot 304 Stainless Steel Pipe Support. Anchor bolts included.
- 630 FlexAir Disc Diffuser Assembly. Includes disc holder, membrane, and retainer ring.
- 2 Purge system.

AERATION BASIN ZONE 4 (1 OF 3 BASINS LISTED)

- 1 10" 304L Stainless Steel Drop Pipe. Drop pipe provided with flanged top connection and plain end bottom. The drop pipe is to be supported by the contractor such that no downward force is transmitted to the aeration piping system.
- 1 304 Stainless Steel Coupling. Coupling joins plain ends of SS drop and PVC manifold.
- 1 Schedule 40 PVC Air Distribution Manifold Assembly. Assembly provided factory assembled and shipped in sub-assemblies. Assembly includes flanged connections at all field joints, flanged header connections and stainless steel flange fasteners.
- 16 Schedule 40 PVC Lateral Assembly. Assembly provided factory assembled and shipped in sub-assemblies. Assembly includes flanged connections at all field joints, diffuser outlet ports, end cap and stainless steel flange fasteners.
- Lot 304 Stainless Steel Pipe Support. Anchor bolts included.
- 784 FlexAir Disc Diffuser Assembly. Includes disc holder, membrane, and retainer ring.
- 2 Purge system.



EDI recommended Spare Parts

EDI Provides standard overage parts for installation at no additional cost. These parts include 20 complete diffuser assemblies, 30 wedges (used for installation), 60 diffuser o-rings, 20 disc membranes, 2 disc ring tightening tools, 10 supports kits, 10 guide supports kits, 20 support accessory kits, 70 anchor bolts, 3 bolts flange sets, and 10 gaskets. EDI does not recommend stocking any additional parts beyond these overage parts that will be provided.

If the customer needs to purchase additional parts for future maintenance or modifications to the aeration system, the parts can be purchased from Diffuser Express. EDI Diffuser Express exists solely to provide replacement parts. This ensures that all replacement parts are provided as quickly as possible with the highest level of service to the customer.

- All standard diffusers are kept in stock in Columbia, MO factory.
- Spare parts will be package separately and are easily identifiable.
- All diffuser parts originate in the US.



MANUFACTURER'S FIELD SERVICE:

Lot Start-up, commissioning, and initial training combined with other supplied equipment as per specifications (allowance of 4 trips with 7 days on site)

EDI offers advanced Field Services in the most convenient and cost-effective manner to ensure the greatest benefit to our customers. Visits are made by an EDI Service Representative, and may include any of the following:

- Train onsite personnel in general installation and assembly of EDI equipment. This does not include supervision of installation services. Inspect EDI equipment for general conformance to EDI installation, instructions, and requirements. General conformance for the purpose of this statement is defined as an audit of work performed by others. Repairs are not carried by EDI. System adjustments made per EDI's instruction are the responsibility of the installing contractor.
- Provide Startup services to ensure that the equipment is operating satisfactorily.
- Train plant Owners/Operators in the long-term Operation and Maintenance procedures for the EDI equipment that has been installed.
- Provide EDI equipment troubleshooting inspections.

Exclusions

GENERAL REQUIREMENTS

- Receiving/off-loading and secure on-site storage of all equipment
- Installation of all supplied equipment, including labor and materials

Clarifications

TO SPECIFICATION SECTION 46 51 33

- 2.01: EDI will be providing 304L Stainless Steel piping with 1D finish
- 2.01-F: EDI will be providing 304 S.S nut, bolts, and washers
- 2.02-D.4: Flanged bolts will be 304S.S
- 2.02-E: All supports will be 304S.S



Pricing

Price for the design and supply of the following as described in the scope of work above included in bid items:

- Aeration Basin 7-9 Aeration Equipment

\$ 398,700 USD taxes not included (shipping allowed to jobsite)

Note: See EDI Terms and Conditions: <https://wastewater.com/terms/>

QUOTE VALIDITY

EDI proposals are valid for 30 days. Beyond this 30 day window, prices may be increased by EDI by a percentage not to exceed the percentage increase in the Consumer Price Index for All Urban Consumers (CPI-U) for the U.S. City Average of All Items (Base Index 1982-84=100), as published by the U.S. Bureau of Labor Statistics, over the immediately preceding month (s). In no event, however, shall the price be less than the price extended in the original proposal. In the event the index specified above is either unavailable or is no longer published, the most comprehensive official index then published by the United States Department of Labor, Bureau of Labor Statistics that most clearly approximates the index specified above shall be substituted in place thereof. EDI shall provide Buyer written notice of the adjusted prices upon notification of Buyer's intent to purchase goods.

PAYMENT TERMS:

Payment terms below offered on approved credit:

- 20% net 30 days from Submittals
- 40% net 30 days from Submittal/Long Lead Time Items Approval.
- 30% net 30 days from Shipment.
- 5% net 30 days from Startup of EDI Equipment, or 120 days from shipment, whichever occurs first.
- 5% net 30 days from final report from the final basin has been submitted.



Fort Wayne, IN FLEXAIR® PRO
AERATION PROPOSAL cd47790.02

EQUIPMENT LEAD TIME / DELIVERY

Shop drawings / submittals would be completed within 6 weeks after confirmation of order. Purchaser has 4 weeks to approve submittal. Approximate delivery times of major components after submittal approval:

- Aeration Equipment 8-10 weeks from submittal



Questions & Comments

Any questions or comments can be directed to:

Joey Green

Director of Aftermarket Sales

573-239-7011

joey.green@wastewater.com



Environmental Dynamics International

edi.marketing@wastewater.com

+1-573-474-9456

5601 Paris Rd. · Columbia MO · 65202

www.wastewater.com



Fort Wayne, IN FLEXAIR® PRO
AERATION PROPOSAL cd47790.02



AERATION FOR LIFE®

Aeration and Mixing System Design Summary

Project Name: Fort Wayne IN Phase II

Location:

Design Brief #: cd47790.01

Date: 10/22/2025

:

:

Calculated By: JH

General Notes

- 1) Each design calculation is for 1 tank only
- 2) System design under standard conditions in clean water according to ASCE standard.
- 3) System design based on limiting airflow requirement (oxygenation or mixing).
- 4) Cell values assumed by EDI are Bold and Underlined
- 5) Alternate inputs that differ from design inputs are highlighted blue

5601 Paris Rd.
Columbia, Missouri
USA 65202

+1 573 474 9456
wastewater.com

atac



 EOSi

 NAPIER-REID

 Nexom

Axius Water companies



Grid 1 (1 of 3) Geometry:

Design Scenario	Units	90th Percentile	Average	10th Percentile
(1) Length	ft	50.00	50.00	50.00
(2) Width	ft	30.00	30.00	30.00
(3) Outer Diameter	ft	-	-	-
(4) Inner Diameter (For Donut Shape)	ft	-	-	-
(5) Side Slope Ratio, Length / Height (if Applicable)	L/H	-	-	-
(6) Water Depth	ft	15.53	15.53	15.53
(7) Aeration Depth	ft	14.53	14.53	14.53
(8) Aerated Tank Floor Area (AT)	ft2	1,500	1,500	1,500
(9) Aerated Tank Volume (VT)	ft3	23,295	23,295	23,295

Grid 1 (1 of 3) Diffuser Information:

Design Scenario	Units	90th Percentile	Average	10th Percentile
(10) Diffuser Membrane Type	-	9in Disc	9in Disc	9in Disc
(11) Diffuser Assembly Type	-	DC09	DC09	DC09
(12) Perforation Size	-	Micro	Micro	Micro
(13) Quantity of Diffuser Membranes per Diffuser Assembly	-	1	1	1
(14) Number of Diffuser Membranes Required	-	420	420	420
(15) Number of Diffuser Assemblies Required	-	420	420	420
(16) Perforated Membrane Area per Diffuser Membrane	ft2	0.41	0.41	0.41
(17) Perforated Membrane Area per Diffuser Assembly	ft2	0.41	0.41	0.41
(18) Total Perforated Membrane Area Requirement (AD)	ft2	172.20	172.20	172.20
(19) Design Density - Floor Coverage (AD / AT)	-	0.11	0.11	0.11
(20) Design Density - (AT / AD)	-	8.71	8.71	8.71

Grid 1 (1 of 3) Mixing:

Design Scenario	Units	90th Percentile	Average	10th Percentile
(21) Specific Airflow Rate for Mixing	scfm/ft2	0.77	0.77	0.77
(22) Volumetric Airflow Rate for Mixing	scfm/1000ft3	49.37	49.37	49.37
(23) Airflow Requirement for Mixing (Qmix)	scfm	1,150	1,150	1,150

Grid 1 (1 of 3) Oxygen Requirement:

Design Scenario	Units	90th Percentile	Average	10th Percentile
(24) Standard Oxygen Requirement (SOR = SOTR)	lb O2/hr	309	98	70
(25) Airflow Requirement for Process (Qoxy)	scfm	1,058	335	241
(26) System Determining Airflow (Qmix or Qoxy)	scfm	1,150	1,150	1,150
(27) Specific Airflow per Aerated Tank Floor Area	scfm/ft2	0.77	0.77	0.77
(28) Airflow per Diffuser Membrane	scfm	2.74	2.74	2.74
(29) Diffuser Membrane Flux Rate	scfm/ft2	6.68	6.68	6.68
(30) Standard Oxygen Transfer Efficiency (SOTE)	%	27.96	27.96	27.96
(31) Specific Standard Oxygen Transfer Efficiency (SSOTE)	%/ft	1.92	1.92	1.92
(33) Estimated Pressure at Top of Drop Pipe	psig	7.22	7.22	7.22



Grid 2 (1 of 3) Geometry:

Design Scenario	Units	90th Percentile	Average	10th Percentile
(70) Length	ft	110.00	110.00	110.00
(71) Width	ft	30.00	30.00	30.00
(72) Outer Diameter	ft	-	-	-
(73) Inner Diameter (For Donut Shape)	ft	-	-	-
(74) Side Slope Ratio, Length / Height (if Applicable)	L/H	-	-	-
(75) Water Depth	ft	15.53	15.53	15.53
(76) Aeration Depth	ft	14.53	14.53	14.53
(77) Aerated Tank Floor Area (AT)	ft2	3,300	3,300	3,300
(78) Aerated Tank Volume (VT)	ft3	51,249	51,249	51,249

Grid 2 (1 of 3) Diffuser Information:

Design Scenario	Units	90th Percentile	Average	10th Percentile
(79) Diffuser Membrane Type	-	9in Disc	9in Disc	9in Disc
(80) Diffuser Assembly Type	-	DC09	DC09	DC09
(81) Perforation Size	-	Micro	Micro	Micro
(82) Quantity of Diffuser Membranes per Diffuser Assembly	-	1	1	1
(83) Number of Diffuser Membranes Required	-	728	728	728
(84) Number of Diffuser Assemblies Required	-	728	728	728
(85) Perforated Membrane Area per Diffuser Unit	ft2	0.41	0.41	0.41
(86) Perforated Membrane Area per Diffuser Assembly	ft2	0.41	0.41	0.41
(87) Total Perforated Membrane Area Requirement (AD)	ft2	298.48	298.48	298.48
(88) Design Density - Floor Coverage (AD / AT)	-	0.09	0.09	0.09
(89) Design Density - (AT / AD)	-	11.06	11.06	11.06

Grid 2 (1 of 3) Mixing:

Design Scenario	Units	90th Percentile	Average	10th Percentile
(90) Specific Airflow Rate for Mixing	scfm/ft2	0.65	0.65	0.65
(91) Volumetric Airflow Rate for Mixing	scfm/1000ft3	41.95	41.95	41.95
(92) Airflow Requirement for Mixing (Qmix)	scfm	2,150	2,150	2,150

Grid 2 (1 of 3) Oxygen Requirement

Design Scenario	Units	90th Percentile	Average	10th Percentile
(93) Standard Oxygen Requirement (SOR = SOTR)	lb O2/hr	577	207	142
(94) Airflow Requirement for Process (Qoxy)	scfm	2,013	722	496
(95) System Determining Airflow (Qmix or Qoxy)	scfm	2,150	2,150	2,150
(96) Specific Airflow per Aerated Tank Floor Area	scfm/ft2	0.65	0.65	0.65
(97) Airflow per Diffuser Unit	scfm	2.95	2.95	2.95
(98) Diffuser Membrane Flux Rate	scfm/ft2	7.20	7.20	7.20
(99) Standard Oxygen Transfer Efficiency (SOTE)	%	27.46	27.46	27.46
(100) Specific Standard Oxygen Transfer Efficiency (SSOTE)	%/ft	1.89	1.89	1.89
(102) Estimated Pressure at Top of Drop Pipe	psig	7.24	7.24	7.24



Grid 3 (1 of 3) Geometry:

Design Scenario	Units	90th Percentile	Average	10th Percentile
(139) Length	ft	110.00	110.00	110.00
(140) Width	ft	30.00	30.00	30.00
(141) Outer Diameter	ft	-	-	-
(142) Inner Diameter (For Donut Shape)	ft	-	-	-
(143) Side Slope Ratio, Length / Height (if Applicable)	L/H	-	-	-
(144) Water Depth	ft	15.53	15.53	15.53
(145) Aeration Depth	ft	14.53	14.53	14.53
(146) Aerated Tank Floor Area (AT)	ft ²	3,300	3,300	3,300
(147) Aerated Tank Volume (VT)	ft ³	51,249	51,249	51,249

Grid 3 (1 of 3) Diffuser Information:

Design Scenario	Units	90th Percentile	Average	10th Percentile
(148) Diffuser Membrane Type	-	9in Disc	9in Disc	9in Disc
(149) Diffuser Assembly Type	-	DC09	DC09	DC09
(150) Perforation Size	-	Micro	Micro	Micro
(151) Quantity of Diffuser Membranes per Diffuser Assembly	-	1	1	1
(152) Number of Diffuser Membranes Required	-	630	630	630
(153) Number of Diffuser Assemblies Required	-	630	630	630
(154) Perforated Membrane Area per Diffuser Membrane	ft ²	0.41	0.41	0.41
(155) Perforated Membrane Area per Diffuser Assembly	ft ²	0.41	0.41	0.41
(156) Total Perforated Membrane Area Requirement (AD)	ft ²	258.30	258.30	258.30
(157) Design Density - Floor Coverage (AD / AT)	-	0.08	0.08	0.08
(158) Design Density - (AT / AD)	-	12.78	12.78	12.78

Grid 3 (1 of 3) Mixing:

Design Scenario	Units	90th Percentile	Average	10th Percentile
(159) Specific Airflow Rate for Mixing	scfm/ft ²	0.56	0.56	0.56
(160) Volumetric Airflow Rate for Mixing	scfm/1000ft ³	36.10	36.10	36.10
(161) Airflow Requirement for Mixing (Q _{mix})	scfm	1,850	1,850	1,850

Grid 3 (1 of 3) Oxygen Requirement

Design Scenario	Units	90th Percentile	Average	10th Percentile
(162) Standard Oxygen Requirement (SOR = SOTR)	lb O ₂ /hr	494	192	106
(163) Airflow Requirement for Process (Q _{oxy})	scfm	1,727	672	370
(164) System Determining Airflow (Q _{mix} or Q _{oxy})	scfm	1,850	1,850	1,850
(165) Specific Airflow per Aerated Tank Floor Area	scfm/ft ²	0.56	0.56	0.56
(166) Airflow per Diffuser Membrane	scfm	2.94	2.94	2.94
(167) Diffuser Membrane Flux Rate	scfm/ft ²	7.16	7.16	7.16
(168) Standard Oxygen Transfer Efficiency (SOTE)	%	27.38	27.38	27.38
(169) Specific Standard Oxygen Transfer Efficiency (SSOTE)	%/ft	1.88	1.88	1.88
(171) Estimated Pressure at Top of Drop Pipe	psig	7.24	7.24	7.24



Grid 4 (1 of 3) Geometry:

Design Scenario	Units	90th Percentile	Average	10th Percentile
(208) Length	ft	130.00	130.00	130.00
(209) Width	ft	30.00	30.00	30.00
(210) Outer Diameter	ft	-	-	-
(211) Inner Diameter (For Donut Shape)	ft	-	-	-
(212) Side Slope Ratio, Length / Height (if Applicable)	L/H	-	-	-
(213) Water Depth	ft	15.53	15.53	15.53
(214) Aeration Depth	ft	14.53	14.53	14.53
(215) Aerated Tank Floor Area (AT)	ft2	3,900	3,900	3,900
(216) Aerated Tank Volume (VT)	ft3	60,567	60,567	60,567

Grid 4 (1 of 3) Diffuser Information:

Design Scenario	Units	90th Percentile	Average	10th Percentile
(217) Diffuser Membrane Type	-	9in Disc	9in Disc	9in Disc
(218) Diffuser Assembly Type	-	DC09	DC09	DC09
(219) Perforation Size	-	Micro	Micro	Micro
(220) Quantity of Diffuser Membranes per Diffuser Assembly	-	1	1	1
(221) Number of Diffuser Membranes Required	-	784	784	784
(222) Number of Diffuser Assemblies Required	-	784	784	784
(223) Perforated Membrane Area per Diffuser Membrane	ft2	0.41	0.41	0.41
(224) Perforated Membrane Area per Diffuser Assembly	ft2	0.41	0.41	0.41
(225) Total Perforated Membrane Area Requirement (AD)	ft2	321.44	321.44	321.44
(226) Design Density - Floor Coverage (AD / AT)	-	0.08	0.08	0.08
(227) Design Density - (AT / AD)	-	12.13	12.13	12.13

Grid 4 (1 of 3) Mixing:

Design Scenario	Units	90th Percentile	Average	10th Percentile
(228) Specific Airflow Rate for Mixing	scfm/ft2	0.60	0.60	0.60
(229) Volumetric Airflow Rate for Mixing	scfm/1000ft3	38.80	38.80	38.80
(230) Airflow Requirement for Mixing (Qmix)	scfm	2,350	2,350	2,350


Grid 4 (1 of 3) Oxygen Requirement


Design Scenario	Units	90th Percentile	Average	10th Percentile
(231) Standard Oxygen Requirement (SOR = SOTR)	lb O2/hr	623	218	135
(232) Airflow Requirement for Process (Qoxy)	scfm	2,183	762	472
(233) System Determining Airflow (Qmix or Qoxy)	scfm	2,350	2,350	2,350
(234) Specific Airflow per Aerated Tank Floor Area	scfm/ft2	0.60	0.60	0.60
(235) Airflow per Diffuser Membrane	scfm	3.00	3.00	3.00
(236) Diffuser Membrane Flux Rate	scfm/ft2	7.31	7.31	7.31
(237) Standard Oxygen Transfer Efficiency (SOTE)	%	27.33	27.33	27.33
(238) Specific Standard Oxygen Transfer Efficiency (SSOTE)	%/ft	1.88	1.88	1.88
(240) Estimated Pressure at Top of Drop Pipe	psig	7.24	7.24	7.24

Notes:

1. Side Water Depth = 15.53 feet
Diffuser Depth = 14.53 feet
2. 1 of 3 Basins Shown

ITEM	QTY	MATERIAL
Drop	1	10" SCH10 304L S. S.
Subheader	1	8" SCH40 PVC
Lateral	12	3" SCH40 PVC
Diffuser	420	FlexAir 9" Disc




		PROJECT: Fort Wayne IN Phase II	
		TITLE: Zone 1	SCALE: NTS
5601 Paris Road Columbia, MO 65202 573-474-9456 www.wastewater.com		DATE: 11/14/2025	DRAWN BY: JH
		SHT. 1 of 4	REV. 2

ITEM	QTY	MATERIAL
Drop	1	10" SCH10 304L S. S.
Subheader	1	8" SCH40 PVC
Lateral	14	3" SCH40 PVC
Diffuser	728	FlexAir 9" Disc


Notes:

1. Side Water Depth = 15.53 feet
Diffuser Depth = 14.53 feet
2. 1 of 3 Basins Shown



110'


30'

		PROJECT: Fort Wayne IN Phase II	
		TITLE: Zone 2	SCALE: NTS
5601 Paris Road Columbia, MO 65202 573-474-9456 www.wastewater.com		DATE: 11/14/2025	DRAWN BY: JH
		SHT. 2 of 4	REV. 2

ITEM	QTY	MATERIAL
Drop	1	10" SCH10 304L S. S.
Subheader	1	8" SCH40 PVC
Lateral	14	3" SCH40 PVC
Diffuser	630	FlexAir 9" Disc

Notes:

1. Side Water Depth = 15.53 feet
Diffuser Depth = 14.53 feet
2. 1 of 3 Basins Shown





5601 Paris Road
Columbia, MO 65202
573-474-9456
www.wastewater.com


PROJECT: Fort Wayne IN Phase II			
TITLE: Zone 3		SCALE: NTS	SHT. 3 of 4
DATE: 11/17/2025		DRAWN BY: JH	
		REV. 2	

ITEM	QTY	MATERIAL
Drop	1	12" SCH10 304L S. S.
Subheader	1	8" SCH40 PVC
Lateral	16	3" SCH40 PVC
Diffuser	784	FlexAir 9" Disc

Notes:

1. Side Water Depth = 15.53 feet
Diffuser Depth = 14.53 feet
2. 1 of 3 Basins Shown



 5601 Paris Road Columbia, MO 65202 573-474-9456 www.wastewater.com		PROJECT: Fort Wayne IN Phase II	
		SCALE: NTS	SHT. 4 of 4 REV. 2
TITLE: Zone 4		DRAWN BY: JH	
DATE: 11/17/2025			

Interoffice Memo

Date: December 19, 2025
To: Common Council Members
From: Eric Ruppert, Manager, City Utilities Engineering
RE: **Water Pollution Control Plant Aeration Basin Diffuser Improvements – Phase II
W.O. # 77482**

Council District # N/A – At Plants

The seller shall furnish all Goods and Special Services for the complete performance of the project: **Furnish fine bubble diffuser equipment with fixed header system for installation in Basins 7 through 9 at the Water Pollution Control Plant.**

Implications of not being approved: Existing aeration basins improvements are being completed in phases. The improvements replace equipment that are at end of life and will also provide proper air to nutrient ratio required to properly treat wastewater and reduce energy consumption. These valves are an integral part of the design to meet these process requirements.

If Prior Approval is being Requested, Justify: N/A

The equipment contract for WO# 77482 awarded to EDI for \$404,700.00. The selected diffuser manufacturer was completed during a Request for Proposals for Phase I of the improvements.

The cost of said project funded by Sewer Utility State Revolving Fund.

Council Introduction Date: January 13, 2026

CC: Matthew Wirtz
Jill Helfrich
File

BILL NO. S-26-01-03

REPORT OF COMMITTEE ON CITY UTILITIES

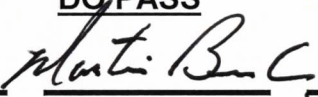







January 20, 2026

Russ Jehl Chair
Thomas Freistroffer Co-Chair
All Council Members


An Ordinance approving WPCP Aeration Basin Diffuser Improvements Phase II Procurement - Work Order Number 77482 – between Environmental Dynamics International and the City of Fort Wayne, Indiana, as a Special Procurement under I.C. 5- 22-10 by and through its Department of City Utilities

Involving a total cost of \$404,700.00

COMMITTEE ON CITY UTILITIES HAVE HAD SAID Ordinance under consideration and beg leave to report back to the Common Council that said Ordinance

<u>COUNCIL MEMBER</u>	<u>DO PASS</u>	<u>DO NOT PASS</u>	<u>ABSTAIN</u>
<u>BENDER</u>			
<u>BOOKER</u>			
<u>CHAMBERS</u>			
<u>ENSLEY</u>			
<u>FREISTROFFER</u>			
<u>HARTMAN</u>			
<u>JEHL</u>			
<u>MYERS</u>			
<u>PADDOCK</u>			

STACY REED
DEPUTY CITY CLERK



Public Hearing Date: N/A


Read the first time in full and on motion by Councilperson Jehl.

Read the second time by title and referred to the City Utilities Committee.

Read the third time in full and on motion by Councilperson Jehl, placed on passage by the following vote:

<u>TOTAL VOTES</u>	<u>AYES</u>	<u>NAYS</u>	<u>ABSTAINED</u>	<u>ABSENT</u>
BENDER	<input checked="" type="checkbox"/>	<input type="checkbox"/>	<input type="checkbox"/>	<input type="checkbox"/>
BOOKER	<input checked="" type="checkbox"/>	<input type="checkbox"/>	<input type="checkbox"/>	<input type="checkbox"/>
CHAMBERS	<input type="checkbox"/>	<input type="checkbox"/>	<input type="checkbox"/>	<input checked="" type="checkbox"/>
ENSLEY	<input checked="" type="checkbox"/>	<input type="checkbox"/>	<input type="checkbox"/>	<input type="checkbox"/>
FREISTROFFER	<input type="checkbox"/>	<input type="checkbox"/>	<input type="checkbox"/>	<input checked="" type="checkbox"/>
HARTMAN	<input checked="" type="checkbox"/>	<input type="checkbox"/>	<input type="checkbox"/>	<input type="checkbox"/>
JEHL	<input checked="" type="checkbox"/>	<input type="checkbox"/>	<input type="checkbox"/>	<input type="checkbox"/>
MYERS	<input checked="" type="checkbox"/>	<input type="checkbox"/>	<input type="checkbox"/>	<input type="checkbox"/>
PADDOCK	<input checked="" type="checkbox"/>	<input type="checkbox"/>	<input type="checkbox"/>	<input type="checkbox"/>

DATED: January 27, 2026

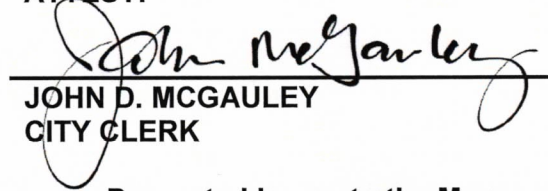


 JOHN D. MCGAULEY, CITY CLERK


Passed and adopted by the Common Council of the City of Fort Wayne, Indiana, as

Special Ordinance No. S-26-01-03 on the 27th day of January, 2026

ATTEST:



 JOHN D. MCGAULEY
 CITY CLERK




 PRESIDING OFFICER

Presented by me to the Mayor of the City of Fort Wayne, Indiana, on the 28th of January 2026, at the hour of 9:05 o'clock A.M. E.S.T.



 JOHN D. MCGAULEY, CITY CLERK

Approved and signed by me this 2nd day of Feb 2026, at the hour of 2:50 o'clock p.m. E.S.T.



 SHARON TUCKER, MAYOR

Fort Wayne Indiana
 Office of the City Clerk
 FEB 02 2026
 RECEIVED
 3:00pm