

AN ORDINANCE approving the Purchase and Installation of Project Management Information System software at a total cost of \$305,380 from and through Arcadis. by and through the Board of Public Works of the City of Fort Wayne, Indiana,

Whereas, the Department of Public Works wishes to acquire tools to plan, budget, and execute capital projects while monitoring actual costs across multiple years and multiple departments;

Whereas, the Department of Public Works wishes to coordinate capital projects within and between departments and City Utilities;

Whereas, City Utilities has purchased and used project management information system software as a comprehensive information repository for active, planned, and completed capital projects for several years;

Whereas, the purpose of project management is to maintain focus on the implementation plan and objectives, reduce risks, and promote achievement of project budgets and schedules;

Whereas, City Utilities procured a Project Management Information System with vendor Arcadis in 2009 pursuant to a Request for Proposal done in accordance with Indiana Code;

1
2
3
4
5
6
7
8
9
10
11
12
13
14
15
16
17
18
19
20
21
22
23
24
25
26
27
28
29
30

Whereas, the Department of Public Works of said City wishes to
select vendor Arcadis to extend and implement the said
software for Public Works:

**NOW, THEREFORE, BE IT ORDAINED BY THE COMMON
COUNCIL OF THE CITY OF FORT WAYNE, INDIANA:**


SECTION 1. That the purchase of Project Management Information
System software from Arcadis for a total of cost to the City of \$305,380 is
hereby approved in all respects. That said software will be used to ensure the
proper accounting of the City's fiscal operations.

SECTION 2. That the City is authorized and directed to take all action
necessary for the purchase of this system by and through Arcadis.

SECTION 3. That this Ordinance shall be in full force and effect from
and after its passage and any and all necessary approval by the Mayor.


Council Member

APPROVED AS TO FORM AND LEGALITY


Carol Helton, City Attorney

7/18/13

Fort Wayne City Council
c/o City Clerk' Office
200 East Berry Street
Fort Wayne, IN 46802

James Haley
CIO
City of Fort Wayne
(260) 427-1461

Subject: Project Management Information System software for Public Works

Members of City Council:

This ordinance is to authorize the purchase of software and services to implement Project Management Information System software for Public Works. The vendor is Arcadis and the cost of the software and services is \$305,380.

This system was purchased by City Utilities in 2009 and implemented over several years. The original system was designed to accommodate Public Works, and Public Works is now ready to use the system as well.

Since the Public Works and City Utilities capital projects differ in funding sources, participation from other government units, and differing engineering requirements; the precise process workflows and accounting also varies. The cost of implementing Project Management Information System software for Public Works primarily consists of modifying software and reports to meet the precise needs of Public Works.

I anticipate the implementation of this software to provide the following benefits for the City:

- Better monitoring of actual costs across multiple years and multiple departments; and across vendors and sub-vendors;
- Better coordination of capital projects within and between departments and City Utilities;
- Better communication with vendors during projects;
- Provide a comprehensive information repository of active, planned, and completed capital projects;
- Better planning, budgeting, and execution of capital projects while reducing risks;

If you have any questions, please call me at 427-1461.

James Haley
CIO
City of Fort Wayne

COUNCIL DIGEST SHEET

Enclosed with this introduction form is a tab sheet and related material from the vendor(s) who submitted bid(s). Purchasing Department is providing this information to Council as an overview of this award.

RFPs & BIDS

Bid/RFP # N/A
Awarded To Arcadis
Amount \$305,380
Conflict of interest on file? Yes No
Number of Registrants N/A
Number of Bidders N/A
Required Attachments

EXTENSIONS

Date Last Bid Out N/A
Extensions Granted N/A
To Date

SPECIAL PROCUREMENT

Contract #/ID N/A
(State, Federal,
Piggyback--Authority)
Sole Source/ Sole Source – Software Maintenance
Compatibility Justification

BID CRITERIA *(Take Buy Indiana requirements into consideration.)*

Most Responsible,
Responsive Lowest Yes No *If no, explain below*

If not lowest, explain N/A

COUNCIL DIGEST SHEET

COST COMPARISON

Increase/decrease amount from prior years For annual purchase (if available). N/A

DESCRIPTION OF PROJECT / NEED

Identify need for project & describe project; attach supporting documents as necessary.

- Better monitoring of actual costs across multiple years and multiple departments; and across vendors and sub-vendors;
- Better coordination of capital projects within and between departments and City Utilities;
- Better communication with vendors during projects;
- Provide a comprehensive information repository of active, planned, and completed capital projects;
- Better planning, budgeting, and execution of capital projects while reducing risks

REQUEST FOR PRIOR APPROVAL

Provide justification if prior approval is being requested. N/A

FUNDING SOURCE

Account Information. General Fund

IMPROVEMENT RESOLUTION NO. 100-7-17-13-1

**Project Management Information System Implementation
WORK ORDER NO. 100-7-17-13-1**

RESOLVED BY THE BOARD OF PUBLIC WORKS OF THE CITY OF FORT WAYNE,
INDIANA.

Whereas, in keeping with IC 5-22-10-3;

Whereas the Department of Public Works of said City wishes to make a special purchase as defined under IC 5-22-10, with the vendor Arcadis;

Whereas the basis of the special purchase is IC 5-22-10-7, where a purchasing agent may make a special purchase of a data processing contract or license agreement;

Whereas the basis of the special purchase is IC 5-22-10-8, where a purchasing agent may make a special purchase when compatibility is a substantial consideration in the purchase;


Whereas the Department of Public Works of said City selected vendor Arcadis because the contractor had been procured in 2009 pursuant to a Request for Proposal (or bid) done in accordance with Indiana Code;

Whereas the Department of Public Works of said City wishes to select vendor Arcadis to plan capital works projects in the same manner as City Utilities and to coordinate the planning and tracking of projects jointly with City Utilities;

It is hereby found by said Board of Public Works approves the said contract with vendor Arcadis. The cost of said contract shall be paid 100% by the City of Fort Wayne.

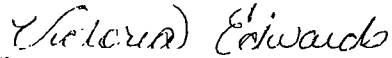
Adopted this 17th day of July, 2013.

BOARD OF PUBLIC WORKS


Robert Kennedy, Chairman


Mike Avila, Member

Kumar Menon, Member

ATTEST: 
Victoria Edwards, Clerk

PROFESSIONAL SERVICES AGREEMENT

Department of Public Work PMIS Implementation

This Agreement is by and between

CITY OF FORT WAYNE ("CITY")

by and through its

Board of Public Works
City of Fort Wayne
200 E. Berry Street, Suite 240
Fort Wayne, IN 46802

and

ARCADIS U.S. INC. ("ARCADIS")

130 East Main Street, Suite 23
Fort Wayne, Indiana 46802


Who agree as follows:

CITY hereby engages ARCADIS to perform the services set forth in Part I - Services ("Services") and ARCADIS agrees to perform the Services for the compensation set forth in Part III - Compensation ("Compensation"). ARCADIS shall be authorized to commence the Services upon execution of this Agreement and written authorization to proceed from City. CITY and ARCADIS agree that these signature pages, together with Parts I-IV and attachments referred to therein, constitute the entire Agreement ("Agreement") between them relating to the Project.

APPROVALS

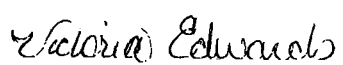
APPROVED FOR CITY

BOARD OF PUBLIC WORKS

BY: 
Robert P. Kennedy, Chair


BY: 
Mike Avila, Member

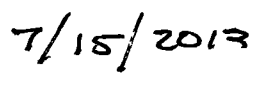
BY: Kumari Menon, Member

ATTEST: 
Victoria Edwards, Clerk

DATE: 

APPROVED FOR ARCADIS

BY: 
Paul H. Powers, Principal Engineer

DATE: 

PART I

SCOPE OF BASIC ENGINEERING SERVICES

A. GENERAL

ARCADIS shall provide the CITY professional services in all phases of the project to which this scope of services applies. These services will include consultation and advice, furnishing services and other services incidental thereto.

B. PROJECT DESCRIPTION

This project is the implementation of the Orion Program Management Information System (PMIS) to support Department of Public Works. The proposed scope of services is broken down into the following top level activities:

- 1.0 Project Management
- 2.0 Planning and Design
- 3.0 Implementation
- 4.0 Final Preparation
- 5.0 Deployment of Department of Public Works Functionality
- 6.0 System Support.

C. SCOPE OF WORK

The duty of the ARCADIS is to implement the PMIS with functionality specific to the Department of Public Works. ARCADIS shall develop and provide the following services described in the attached document titled:

*City of Fort Wayne
Department of Public Works
PMIS Implementation Proposal
Dated: July 1, 2013*

D. SCHEDULE

The project will be completed per schedule in the attached document titled:

*City of Fort Wayne
Department of Public Works
PMIS Implementation Proposal
Dated: July 1, 2013*

E. TERM AND RENEWAL OF AGREEMENT

The initial term of this Agreement is 1 year(s) from the effective date of this Agreement. Additional 1 year (s) terms may be added at the sole discretion of the CITY based on the original terms and conditions as may be amended, and upon providing ARCADIS 30 day(s) written notice prior to expiration of the original term or any additional term subject to mutual agreement between CITY and ARCADIS.

CONTINGENCY TASKS (but not specifically limited to):

Contingency items are authorized by the CITY and shall have prior approval of fees prior to commencement.

- Attend additional meetings as needed to review and discuss the project.
- Provide additional programming support
- Hosting Service Fees

PART II

CITY'S RESPONSIBILITIES

CITY shall, at its expense, do the following in a timely manner so as not to delay the services:

A. INFORMATION REPORTS/CITY UTILITY MAPS/AERIAL MAPS/CONTOUR MAPS

Make available to ARCADIS reports, studies, regulatory decisions and similar information relating to the Services that ARCADIS may rely upon without independent verification unless specifically identified as requiring such verification.

Copy of Investigation and Work Order Databases with data sufficient to make the databases useful for designing the PMIS.

B. REPRESENTATIVE

Designate a representative for the project who shall have the authority to transmit instructions, receive information, interpret and define CITY's requirements and make decisions with respect to the Services. The CITY representative for this Agreement will be Lynnet Mondt.

C. DECISIONS

Provide all criteria and full information as to CITY's requirements for the Services and make timely decisions on matters relating to the Services.

PART III

COMPENSATION

A. COMPENSATION

Compensation for services performed in accordance with Part I – Scope of Basic Engineering Services of this Agreement will be based on hours actually spent and expenses actually incurred with a not-to-exceed fee of **\$305,380.00** as summarized in attached proposal.

ARCADIS's costs will be based on the hours incurred to complete the project times the hourly rates of the various personnel, per Attachment 1 – Hourly Rate Schedule. All Reimbursable costs incurred for the project will be invoiced at cost.

B. BILLING AND PAYMENT

1. Timing/Format

a. ARCADIS shall invoice CITY monthly for Services completed at the time of billing. Such invoices shall be prepared in a form and supported by documentation as CITY may reasonably require.

b. CITY shall pay ARCADIS within 30 days of receipt of approved invoice.

2. Billing Records

ARCADIS shall maintain accounting records of its costs in accordance with generally accepted accounting practices. Access to such records will be provided during normal business hours with reasonable notice during the term of this Agreement and for 3 years after completion.

PART IV STANDARD TERMS AND CONDITIONS

1. **STANDARD OF CARE** Services shall be performed in accordance with the standard of professional practice ordinarily exercised by the applicable profession at the time and within the locality where the services are performed. No warranty or guarantee, express or implied, are provided, including warranties or guarantees contained in any uniform commercial code.
 2. **CHANGE OF SCOPE** The scope of Services set forth in this Agreement is based on facts known at the time of execution of this Agreement, including, if applicable, information supplied by ARCADIS and CITY. ARCADIS will promptly notify CITY of any perceived changes of scope in writing and the parties shall negotiate modifications to this Agreement.
 3. **SAFETY** ARCADIS shall establish and maintain programs and procedures for the safety of its employees. ARCADIS specifically disclaims any authority or responsibility for general job site safety and safety of persons other than ARCADIS employees.
 4. **DELAYS** If events beyond the control of ARCADIS, including, but not limited to, fire, flood, explosion, riot, strike, war, process shutdown, act of God or the public enemy, and act or regulation of any government agency, result in delay to any schedule established in this Agreement, such schedule shall be extended for a period equal to the delay. In the event such delay exceeds 90 days, ARCADIS will be entitled to an equitable adjustment in compensation.
 5. **TERMINATION/SUSPENSION** Either party may terminate this Agreement upon 30 days written notice to the other party in the event of substantial failure by the other party to perform in accordance with its obligations under this Agreement through no fault of the terminating party. CITY shall pay ARCADIS for all Services, including profit relating thereto, rendered prior to termination, plus any expenses of termination.
- CITY, for purposes of convenience, may at any time by written notice terminate the services under this Agreement. In the event of such termination, ARCADIS shall be paid for all authorized services rendered prior to termination including reasonable profit and expenses relating thereto.
6. **REUSE OF PROJECT DELIVERABLES** Reuse of any documents or other deliverables, including electronic media, pertaining to the Project by CITY for any purpose other than that for which such documents or deliverables were originally prepared, or alteration of such documents or deliverables without written verification or adaptation by ARCADIS for the specific purpose intended, shall be at CITY's sole risk.
 7. **OPINIONS OF CONSTRUCTION COST** Any opinion of construction costs prepared by ARCADIS is supplied for the general guidance of the CITY only. Since ARCADIS has no control over competitive bidding or market conditions, ARCADIS cannot guarantee the accuracy of such opinions as compared to contract bids or actual costs to CITY.
 8. **RELATIONSHIP WITH CONTRACTORS** ARCADIS shall serve as CITY's professional representative for the Services, and may make recommendations to CITY concerning actions relating to CITY's contractors, but ARCADIS specifically disclaims any authority to direct or supervise the means, methods, techniques, sequences or procedures of construction selected by CITY's contractors.
 9. **MODIFICATION** This Agreement, upon execution by both parties hereto, can be modified only by a written instrument signed by both parties.
 10. **PROPRIETARY INFORMATION** Information relating to the Project, unless in the public domain, shall be kept confidential by ARCADIS and shall not be made available to third parties without written consent of CITY.
 11. **INSURANCE** ARCADIS shall maintain in full force and effect during the performance of the Services the following insurance coverage, provided, however, that if a High Risk Insurance Attachment is attached hereto, the requirements of the High Risk Insurance Attachment shall be substituted in lieu of the following requirements:
 - a) Worker's Compensation per statutory requirements
 - b) General Liability \$1,000,000 minimum per occurrence \$1,000,000 aggregate (if the value of the projects exceeds \$10,000,000 then this shall be \$5,000,000 aggregate)
 - c) Automobile Liability \$1,000,000 per occurrence
 - d) Products Liability \$1,000,000 per occurrence
 - e) Completed Operations Liability \$1,000,000 minimum per occurrenceThe Certificate of Insurance must show the City of Fort Wayne, its Divisions and Subsidiaries as an Additional Insured and a Certificate Holder, with 30 days notification of cancellation or non-renewal. All Certificates of Insurance should be sent to the following address:
City of Fort Wayne Purchasing Department
200 East Berry St., Suite #450
Fort Wayne, IN 46802
 12. **INDEMNITIES** To the fullest extent permitted by law, ARCADIS shall indemnify and save harmless the City from and against loss, liability, and damages sustained by CITY, its agents, employees, contractors, and representatives by reason of injury or death to persons or damage to tangible property to the extent caused directly by the intentional or negligent errors or omissions of ARCADIS, its agents or employees.
 13. **LIMITATIONS OF LIABILITY** Each party's liability to the other for any loss, cost, claim, liability, damage, or expense (including attorneys' fees) relating to or arising out of any negligent act or omission in its performance of obligations arising out of this Agreement shall be limited to the amount of direct damage actually incurred. Absent gross negligence or knowing and willful misconduct which causes a loss, neither party shall be liable to the other for any indirect, special or consequential damage of any kind whatsoever.
 14. **ASSIGNMENT** The rights and obligations of this Agreement cannot be assigned by either party without written permission of the other party. This Agreement shall be binding upon and insure to the benefit of any permitted assigns.
 15. **ACCESS** CITY shall provide ARCADIS safe access to any premises necessary for ARCADIS to provide the Services.
 16. **PREVAILING PARTY LITIGATION COSTS** In the event any actions are brought to enforce this Agreement, the prevailing party shall be entitled to collect its litigation costs from the other party.
 17. **NO WAIVER** No waiver by either party of any default by the other party in the performance of any particular section of this Agreement shall invalidate another section of this Agreement or operate as a waiver of any future default, whether like or different in character.
 18. **SEVERABILITY** The various terms, provisions and covenants herein contained shall be deemed to be separate and severable, and the invalidity or unenforceability of any of them shall not affect or impair the validity or enforceability of the remainder.
 19. **AUTHORITY** The persons signing this Agreement warrant that they have the authority to sign as, or on behalf of, the party for whom they are signing.
 20. **STATUTE OF LIMITATION** To the fullest extent permitted by law, parties agree that, except for claims for indemnification, the time period for bringing claims regarding Arcadis's performance under this Agreement shall expire one year after termination of Services.

ATTACHMENT #1

EMPLOYEE HOURLY RATE SCHEDULE

for

DEPARTMENT OF PUBLIC WORK PMIS IMPLEMENTATION

1. Payment of actual hourly rates for services rendered by ARCADIS employees working directly on the Project. Hourly rates will be in accordance with the following schedule:

EMPLOYEE/SERVICE DESCRIPTION	RATE
Officer	\$246.00/hr
Sr. Associate	\$225.00/hr
Associate	\$199.00/hr
Sr. Project Engineer – Grade 6	\$178.00/hr
Project Engineer - Grade 5	\$150.00/hr
Project Engineer - Grade 4	\$129.00/hr
Engineer – Grade 3	\$120.00/hr
Engineer – Grade 2	\$108.00/hr
Engineer – Grade 1	\$ 97.00/hr
Technician – Grade 8	\$158.00/hr
Technician – Grade 7	\$135.00/hr
Technician – Grade 6	\$122.00/hr
Technician – Grade 5	\$105.00/hr
Technician – Grade 4	\$ 99.00/hr
Technician – Grade 3	\$ 76.00/hr
Technician – Grade 2	\$ 64.00/hr
Technician – Grade 1	\$ 56.00/hr
Principal Consultant II	\$225.00/hr
Sr. Consultant	\$195.00/hr
Consultant 2	\$153.00/hr
Consultant	\$125.00/hr
Analyst 1	\$133.00/hr

Payment for reimbursable costs, as authorized by the City will be invoiced at cost. These items may include, but not limited to: shipping charges; printing services; special supplies not furnished by the City; or traveling and lodging expenses, as required, to perform duties. Mileage for travel will be billed at the IRS business rate per mile for automobile.

City of Fort Wayne
Department of Public Works

PMIS Implementation Proposal

July 1, 2013




Table of Contents

Scope of Services	1
Introduction	1
1.0 Project Management	1
1.1 Initiate	1
1.2 Monitor and Control	1
1.3 Risk Management	2
1.4 Closeout	2
2.0 Planning and Design	2
3.0 Implementation	3
3.1 Configuration and Feature Development	3
3.2 Validation on Test Environment	4
3.3 Integration with MUNIS	4
3.4 Final Implementation	4
4.0 Final Preparation	4
4.1 Data Development	4

This proposal and its contents shall not be duplicated, used, or disclosed — in whole or in part — for any purpose other than to evaluate the proposal. This proposal is not intended to be binding or form the terms of a contract. The scope and price of this proposal will be superseded by the contract. If this proposal is accepted and a contract is awarded to ARCADIS as a result of — or in connection with — the submission of this proposal, ARCADIS and/or the DPW shall have the right to make appropriate revisions of its terms, including scope and price, for purposes of the contract. Further, DPW shall have the right to duplicate, use or disclose the data contained in this proposal only to the extent provided in the resulting contract.



4.2.5	Unit Testing	4
4.3	Handoff	6
5.0	Deployment / UAT/ UAT Functionality	5
6.0	System Support	5
6.1	User Communication	5
6.2	Helpdesk	5
6.3	Post Deployment Support	5
	Project Milestones	6
	Schedule	6
	Pricing	8
	Appendices	
A	Screen Captures from Initial Scoping Meetings	

Use or disclosure of information contained on this sheet is subject to the restriction and disclaimer located on the table of contents of this document

Scope of Services

Introduction

This document presents a plan and the scope of services for implementation of the Orion Program Management Information System (PMIS) to support Department of Public Works (DPW). The proposed scope of services is broken down into the following top level activities:

1.0 Project Management

2.0 Planning and Design

3.0 Implementation

4.0 Final Preparation

5.0 Deployment of DPW Functionality

6.0 System Support

As a result of these six work activities, the PMIS will provide the DPW a Capital Project Management system with operating features that match the agreed upon features. These features can be refined, customized, and expanded, as needed. The work activities are detailed below.

1.0 Project Management

PMIS implementation is organized as a formal project subject to best practices for project management. The purpose of project management is to maintain focus on the implementation plan and objectives, reduce risks, and promote achievement of the project budget and schedule.

1.1 Initiate

In the initiate phase, DPW will assign resources to the project, including Project sponsors, DPW Project Manager, and "Super Users". Ertan Akbas will be the ARCADIS Project Manager (PM). The ARCADIS PM will finalize the project management plan, establish project controls, organize a kickoff meeting, and begin execution of the project.

1.2 Monitor and Control

In the execution phase, the ARCADIS PM will perform daily and weekly activities to address DPW's project progress, reallocate resources, report status, and take actions to reduce

Use or disclosure of information contained on this sheet is subject to the restriction and disclaimer located on the table of contents of this document.

approval by DPW. We understand that one of the primary steps is to acquaint key stakeholders with the existing functionality. We will provide demonstrations of existing PMIS features as part of the design sessions. The design sessions will seek to codify the processes that DPW currently employs or would like to see employed and how that affect PMIS existing functionality and user interface. We will meet with stakeholder at multiple levels of DPW in order to verify work and information flows, and ensure we have captured functional and technical requirements from our previous discussions. Many functional and technical requirements are driven by reporting requirements. Therefore, we will use existing reports provided to us for use in validating document and information flow.

We have started the design process and Appendix A includes information collected from key DPW staff and how we believe PMIS can support collection and reporting of this information.

Workshops will be conducted to discuss user interfaces, current work processes, along with data and information flows and appropriately design modifications to the PMIS to meet the workshop participant's needs. ARCADIS will review existing process diagrams that define the City Utilities (CU) work processes and information flows and modify appropriately to match DPW processes. The process mapping will be an iterative process, with follow-up interviews and group workshops detailing and confirming information that has been previously gathered.

3.0 Implementation

In coordination with the DPW staff, ARCADIS will build a working PMIS configuration based on the planning and design phase.

3.1 Configuration and Feature Development

In coordination with the DPW staff, ARCADIS will modify the PMIS configuration based on the DPW design sessions. Any configuration changes or enhancements will be validated with CU to ensure the functionality does not affect their processes. The system will be completed according to designs that meet both DPW and CU needs and will include the following:

- Data Entry and Edit Screens
- Reports and Dashboards
- Workflows
- Integration with other systems
- Security settings
- Administrative Features

Use or disclosure of information contained on this sheet is subject to the restriction and disclaimer located on the table of contents of this document.

3.2 Validation on Test Environment

ARCADIS will provide a test and production PMIS environment. The test environment will provide DPW and CU staff the ability to review any changes made to the PMIS and validate that it is working as designed. A set of "super users" will receive basic training in PMIS and will test PMIS configuration and feature enhancements to determine whether it meets the agreed-upon requirements and is generally usable. All feedback will be logged and discussed with the stakeholder committee for proper resolution.

3.3 Integration with MUNIS

We anticipate the need for further integration with MUNIS in support of DPW reporting needs. Integration between PMIS and MUNIS is used to populate PMIS with current accounting codes, records for vendors, contracts, invoices and labor costs. In reviewing DPW needs, we identified a potential for additional integration. These integration points will be further investigated in the planning and design phase and implemented during the integration task. The integration will be automated. ARCADIS will prepare a PMIS Integration document that details the data to be transferred, the triggers, and any data transformations required. ARCADIS will work with ATOS to design, develop and test integration.

3.4 Final Implementation

Final implementation will be performed based on the feedback during the validation testing. All features and functions will be re-tested. Reports will be created or modified, and tested on representative data.

4.0 Final Preparation

There will be a transition period both before and after the deployment of DPW features to PMIS. Activities during the transition period are focused on preparing the data that will be used, confirming the system is functioning as a whole, deploying to the production system for the intended users, and auditing the system after it has been in production for a while.

4.1 Data Development

The project related data to be used in PMIS as a starting point when it goes live will be identified and entered into the system. Depending on the volume of project data, manual data entry by DPW staff may be used and will support training activities. If the volume of data is high, most of the data upload will be automated with a minimal of data remaining for manual entry during

Use or disclosure of information contained on this sheet is subject to the restriction and disclaimer located on the table of contents of this document.

testing and training. Data which is to be automatically transferred from integrated systems will be refreshed at time of deployment

4.2 System Testing

ARCADIS will perform unit testing of functionality, but will rely on DPW and CU "Super Users" to validate both the entered data and proper system function. Testing will be conducted with sufficient time before deployment to address most of the identified deficiencies.

4.3 Training

Hands on training will be conducted for the system users. The training will occur just prior to deployment of DPW functionality.

5.0 Deployment of DPW Functionality

A deployment date will be selected by DPW and CU based on coordination of the configuration, integration, data development, and training activities. ARCADIS will make resources available during and after deployment to resolve user support requests and technology issues.

6.0 System Support

System support will be provided to users via the PMIS helpdesk.

6.1 User Communication

Monthly briefings, in the form of either email messages or user committee meetings will be provided. The communications will emphasize explaining what system changes are upcoming, the capabilities of the changes, personnel that will be affected, what the expected impacts will be, and when changes are expected.

6.2 Helpdesk

CU has a PMIS Administrator that is the first line of support for City Utilities staff. We anticipate DPW will have a PMIS Administrator that will act as the first level support for PMIS. The PMIS Administrator will be part of the help desk workflow with the ability to assign tasks to the PMIS developers for resolution. The PMIS Administrator will provide service to users, and may be empowered to resolve basic issues such as login/permissions. They will be referred issues by the Helpdesk and may work directly with users to resolve more complex problems. The PMIS Administrator will be empowered to use the ARCADIS-provided support mechanisms when necessary.

Use or disclosure of information contained on this sheet is subject to the restriction and disclaimer located on the table of contents of this document.

6.3 Post Deployment Support

An extra level of resource availability (ARCADIS and PMIS Administrator) will be deployed for the week following deployment of PMIS changes to permit rapid resolution of problems

Project Milestones

Based on our understanding of DPW and discussions during initial scoping, we have developed a schedule which offers opportunities for an iterative and learning process so we can provide better value to DPW

Schedule:

Much of the initial planning and design effort will be performed on-site at City of Fort Wayne facilities. We will organize the work in one week intensive blocks. While demanding of DPW and CU resources when needed, this intensive approach will be an efficient way to execute this work. Our approach to using time wisely on site with scheduled block of time is further outlined in the table below

Table 1 - Summary Approach for Blueprinting

Block of Time	Activities	Deliverables
Week 1 & 2 Offsite Activities	Develop Project Management Plan Identify Stakeholders Identify DPW PM & Steering Team Setup Planning Meetings Setup Workshops	Draft PM Plan
Week 3 Onsite Activities 5 days onsite	Kick-off Meeting Current Understanding Review Screen Modifications and Layout with PMIS Orientation Design Session for Funding Allocation Validation Workshops	CU Process Flows Identified Feature and Report List Funding Allocation Design
Week 4 to 7 Offsite Activities	Develop DPW Custom Attributes Develop DPW Schedule Templates Develop 2 DPW Specific Reports Initial Funding Allocation Screen Modifications Setup Sponsors Checkpoint Meeting	Status Report

Use or disclosure of information contained on this sheet is subject to the restriction and disclaimer located on the table of contents of this document.

Week 8 Onsite Activities 4 days onsite	Sponsors Checkpoint Meeting Integration Meetings Review current developments Coordination with DPW and CU staff on any changes in design	PMIS Developments Risk Register
Week 9 to 14 Offsite Activities	Additional Report Development (Change Order, Executive Summary, Transportation Capacity, BOW Schedule, Transportation Status, Funding) Remaining Configuration and Coding Unit Testing Integration Services Setup and Validation	
Week 15 Onsite Activities 4 days onsite	DPW and CU Testing Test Integration Services Adjustments based on Test Results Sponsor Checkpoint and Steering Team Discussions	Testing Forms Change Log
Week 16 & 17 Offsite Activities	Finalize Configuration Re-Test Integration Services Communications in Preparation for Training and Deployment	Training Material
Week 18 & 19 Onsite Activities 9 days onsite	User Training Deployment Post Deployment Support Sponsor Checkpoint and Steering Discussions	Feedback Forms
Week 20 to 24 Offsite Activities	Post Deployment Support	On-line Helpdesk

Use or disclosure of information contained on this sheet is subject to the restriction and disclaimer located on the table of contents of this document

ARCADIS has developed a PMIS adoption approach for DPW that we believe will provide the support required to successfully transition to the PMIS. The effort and cost related to each task as described in the scope of services is as follows:

Task	Sr. Associate	Senior Consultant	Consultant	Total
Billable Labor Rate (per hour)	\$225.00	\$195.00	\$125.00	
Project Management	24	24		48
Planning and Design	80	56	80	216
Implementation	55	309	574	938
Final Preparation	72	40	80	192
Deployment	8	40	40	88
System Support	8	80	200	288
Contingency	0	40	0	40
			Total Hours	1810
			Total Labor	\$292,180
			Total Estimated Billable Expenses	\$13,200
			Total Project Fee	\$305,380

Hosting Facility

ARCADIS utilizes Hosting.com to manage our data center services. Hosting.com is a leading hosting provider based in Denver, Colorado. Hosting.com manages six tier 3 data centers across the U.S. ARCADIS utilizes data centers in Newark, Delaware and Denver, Colorado for primary and disaster recovery hosting. Hosting.com data centers are PCI level 1 and SOC (Formerly SAS 70 type II) certified. Each data center has backup power and cooling and multiple tier 1 internet connections. All Orion data is replicated hourly to a disaster recovery facility. All data is backed up nightly and retained for three months at an offsite location. The following are the disaster recovery capabilities that will be deployed on the Production environment.

- Automatic Fail-Over Clustering of Application Server
- Recovery of Server and Database at a remote location from primary datacenter

ARCADIS follows standard procedures within our disaster recovery policy in the event of a disaster

Use or disclosure of information contained on this sheet is subject to the restriction and disclaimer located on the table of contents of this document

5.1.1.1 Orion

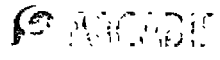
Orion is provided to the City of Fort Wayne as a SaaS (Software as a Service) solution, eliminating the need for the City to install and maintain hardware and software. Orion hosting is a monthly fee service and is based on the number of users and amount of data storage, whichever is greater, provided in the following table

Fee per Month	Number of Users	Disk Space Used
\$250	1 to 50	0 to 1,000 MB
\$500	51 to 150	1,001 to 10,000 MB
\$1,250	151 to 250	10,001 to 50,000 MB
\$2,500	251 to 1,000	50,001 to 100,000 MB
\$5,000	1,001 to 3,000	100,001 to 500,000 MB

Currently, the City has 312 users and over 45,000 MB worth of data stored on the hosted servers. City Utilities is currently paying \$2,500 per month for Orion hosting fees.

Each month an invoice will be provided that identifies the number of users and disk space used by the City.

Use or disclosure of information contained on this sheet is subject to the restriction and disclaimer located on the table of contents of this document.



Appendix A

Screen Captures from Initial Scoping
Meetings

Navigation Pane

Street Project Management

Project Sum

Check List

W.O. Request # **STM12** Notice to Proceed Date **7/13/2012 A/R/C** Resolution # **STM12**

Dept. to be Billed **1** Project Coordinator **Timothy R Riemke** **1**

CU Project # **1** New Capacity **0.00%** Project Yr **2012** Status **A**

Consultant **In-House** Contractor **Rock Solid Concrete**

Project Manager **Trevino** Project Type **TRANS** **1**

Description **Storm Damage Sidewalk Repair**

Limits **various locations** LRS Def **Reconstruction**

Budget **\$0.00** Prelim Est **\$0** Engineer Est **\$32,543** Project Bid **\$21,883**

	Linear Ft. Curt	Linear Ft. Walk	Curbline Ft. Resurf.	Curbline Ft. Concrete	Sq. Rd Ramps	# Ramps
ESTIMATE	72	614	0	0	0	0
ACTUAL	74	609	0	0	0	0

Funding

Amount	Notes
\$0.00	3 District

- 1 - New Attributes on the Project Screen
- 2 - Use Existing Project Location Field
- 3 - Use Planning Area field (need to convert planning area field to Multiple Select Field)
- 4 - Use Project Description or Project Scope field
- 5 - Attributes Tab for these fields

Funding Total

Details for Eng Services: Record Updated: **3/8/2013** Go to Top New Record

2nd District

2818 Whitegate Drive....sidewalk repair - New Kenwood Park

1135 Lake Avenue....sidewalk repair - North Side

1137 Lake Avenue....sidewalk repair - North Side

2421 Florida Drive...sidewalk repair - North Side

1722 Kentucky Avenue...sidewalk repair - North Side

2702 Lynn Avenue...sidewalk repair - Frances Slocum

Record: 1 of 1427 Search

Contract 3's

Contractor Cover

Find Request

View This Ren

Iron Mountain Storage Facility Bar Code ID

Customer ID # IF334

Electronic File (see staff)

Project # 05WEN017-000 - 65506 (NEFM Maplecrest Feeder Main: Lake to SR 930)

Project List Save Add Contact Add Child Project Add to Dashboard Edit Permissions Delete Project

#: 05WEN017 - 000 **CU Project #**

Name: NEFM Maplecrest Feeder Main: Lake to SR 930 Description

Parent Project: Utilities
 Add: Public Works Option, Attributes driven by this selection

Department: WATER

Manager: Penumudi, Paul Project Manager

Execution: Active Status
 ADD: Project Coordinator

W.O. Request #

65506

Description: Replace existing water mains in SR 930 and Adams center Road and new main Maple Crest Road. Approximately 7,000 LF of 16-inch main.
 4 - Details for Eng. Services

Scope: Project along SR 930 and MapleCrest Road.

Justification: Replace water main due to highway work and build main in Maple Crest Road to tie to rest of Fort Wayne Utility system to provide redundancy to the system.

Section: ENGINEERING Project Type (dependent on Department)

Project Category: DISTRIBUTION SYSTEM

Purpose: CAPACITY & ENHANCEMENTS

Planning Area: Council District 1 3 - District (need to convert to multi-district)

Is Cost Reduction:

Cost Reduction Description: ADD: Dept. to be Billed (New Field)

Budget (PM Estimate): 1761010

Budget (Approved): 171688

Budget Confidence: Construction

Current Phase: Construction

Add To Utility Coordination Map:

Project Location: 2 - Use for Limits field

Is SRP?: [Select a SRP?]

Funding Type: [Select a Funding Type]

Compliance Officer: [Select a Compliance Officer]

Funding Type: [Select a Funding Type]

Prime Contractor:

Child Project:

Parent Project # 05W2E1017-000-00590 (05W2E1017 Feeder Main Take to SR 920)

<< Back to Project | Save | Add Contact | Add Child Project | Add to Dashboard | Edit Form | Delete Project

Project #: 05W2E1017-000-00590
Project Name: NEFM MapleCrest Feeder Main Take to SR 920
Provisional Project:
Division: Utilities
Department: WATER
Project Manager: Panunzio, Paul
Stage: Execution
Status: Active
ISO #: 55516

Section: ENGINEERING
Project Category: DISTRIBUTION SYSTEM
Purpose: CAPACITY & ENHANCEMENTS
Planning Area: Council District 1
Is Cost Reduction:

Add a Contact

Select Contact: Ernan Akbas

Contact's Role:

- in-house designer
- City Levee Manager
- Construction Manager
- Contractor - Project Manager
- Design Consultant
- Engineering Representative
- ESS Manager
- Reviewer

Can Add :
Contractors,
Consultants, etc.

Project Description: Replace existing water mains in SR 920 and new main Maple Crest Road. Approximately

Project Scope: Project along SR 920 and MapleCrest Road

Project Justification: Replace water main due to highway work at Crest Road to tie to rest of Elm Valley WWS reduction to the system

Contacts

Contacts

Contact	Company	Phone #
El Rocio Hernandez		
Andi Adams	CITY OF FORT MYER	888-427-2651
El Rocio Hernandez		
Ernan Akbas	MALCOLM PIRRIE LLC	

Attribute Information

Attributes	
Feet of Pipe:	1000
Is SRF?:	yes
Planning Area:	Council District 3

- Add Attribute**
- Add To Utility Coordination Map
 - Compliance Officer
 - Compliance Participation Requirement
 - Compliance Sign-Off By
 - Compliance Sign-Off Date
 - Compliance Waiver Amount
 - Compliance Waiver Requested?
 - Contract
 - Department
 - Division
 - Drawing No.
 - Funding Type
 - Is Consent Decree?
 - Phase
 - Project Location

Use Attributes Page to add:
 Iron Mountain Storage Facility
 Bar Code ID
 Customer ID and others

Budget Information

Parent Budget
 Confidence Level: Budget Unfunded
 Overview: Capture Budget Confidence
 Add Cost Category: Led Down Budget Est Inflation
 Project Budget: Feq and Appr Appr and Act

Capture Budget Confidence

Cos Cat	2010			2011		
	PI%	Finance	Approved	PI%	Finance	Approved
Inflation	0%	\$0.00	\$0.00	0%	\$0.00	\$0.00
A-In House Labor - Engineering	\$0.12100	\$0.00	\$0.00	\$0.00000	\$0.00	\$0.00
B-In House Engineering Consultant	\$0.00000	\$0.00	\$0.00	\$0.00000	\$0.00	\$0.00
C Outside Engineering Consultant	\$0.00000	\$0.00	\$0.00	\$0.00000	\$0.00	\$0.00
D-Misc - Engineering	\$0.00000	\$0.00	\$0.00	\$0.00000	\$0.00	\$0.00
G-Property Acquisition - Purchase	\$0.00000	\$0.00	\$0.00	\$0.00000	\$0.00	\$0.00
H-In House Labor - Construction Management	\$0.00000	\$0.00	\$0.00	\$0.00000	\$0.00	\$0.00
J-Outside Construction Management/Inspector	\$0.00000	\$0.00	\$0.00	\$0.00000	\$0.00	\$0.00
K-Construction Cos.	\$0.00000	\$0.00	\$0.00	\$0.00000	\$0.00	\$0.00
Total	\$3.85600	\$0.00	\$160,000.00	\$26,048.00	\$0.00	\$159,033.37
Total w/ Inr	\$3.85600	\$0.00	\$160,000.00	\$26,048.00	\$0.00	\$159,033.37

Capture PM Estimate by Year and Cost Category

Budget Information

Confidence Level:

Add Cost Center
 Add Fund

Code	Description	Amount
04	Citizen Corp Council	\$0.00
04	Vehicle Lease	\$0.00
04	Driving Under the Influence	\$105,500.00
05	Bond Mixed Uses	\$0.00
05	Bond Street Conversion	\$0.00
05	Bond Streetscapes	\$0.00
05	Bond Wayfinding Project	\$0.00
05	Fatal Accident Crash Team	\$0.00
05	Northriver Bond	\$0.00
05	Seat Belt Enforcement	\$0.00
05	Solid Waste Containers	\$0.00
05/06	Citizen Corp Council	\$159,333.37
05	Driving Under the Influence	\$159,333.37
06	Driving Under the Influence	\$0.00
07	Driving Under Influence	\$0.00
Total		\$3,856.00
Total Avail		\$3,856.00

Ability to Add Funds and Amount Funded

Select Fund

FundSource	Fundnumber	Amount	Appr	Avail
04	CITIZEN CORP COUNCIL	\$0.00		\$0.00
04	VEHICLE LEASE	\$0.00		\$0.00
04	DRIVING UNDER THE INFLUENCE	\$105,500.00		\$105,500.00
05	BOND MIXED USES	\$0.00		\$0.00
05	BOND STREET CONVERSION	\$0.00		\$0.00
05	BOND STREETSCAPES	\$0.00		\$0.00
05	BOND WAYFINDING PROJECT	\$0.00		\$0.00
05	FATAL ACCIDENT CRASH TEAM	\$0.00		\$0.00
05	NORTHRIVER BOND	\$0.00		\$0.00
05	SEAT BELT ENFORCEMENT	\$0.00		\$0.00
05	SOLID WASTE CONTAINERS	\$0.00		\$0.00
05/06	CITIZEN CORP COUNCIL	\$159,333.37		\$105,500.00
05	DRIVING UNDER THE INFLUENCE	\$159,333.37		\$105,500.00
06	DRIVING UNDER THE INFLUENCE	\$0.00		\$0.00
07	DRIVING UNDER INFLUENCE	\$0.00		\$0.00

Est: 0000000000 Fin: 0000000000 Appr: 0000000000

Budget

Save Filler

Budget

Add Fund / Fund Source Approve Calculate Carry Over Edit Inflation Lock Down

Year 2011

Code - Fund/Fund Source - Cost Category	PM 2011	Finance 2011	Approved 2011	PM 2012	Finance 2012	Approved 2012	PM 2013	Finance 2013	Approved 2013	PM 2014	Finance 2014	Approved 2014
75443-09UNB02C-CO-SHIFT RELIEF	2299 595 00	55 000 800 00	\$0 00	\$0 00	\$0 00	\$0 00	\$0 00	\$0 00	\$0 00	\$0 00	\$0 00	\$0 00
SEWER-2010 SEWER REVENUE B	\$0 00	\$0 00	\$0 00	\$0 00	\$0 00	\$0 00	\$0 00	\$0 00	\$0 00	\$0 00	\$0 00	\$0 00
PM-Estimate	2299 595 00	\$0 00	\$0 00	\$0 00	\$0 00	\$0 00	\$0 00	\$0 00	\$0 00	\$0 00	\$0 00	\$0 00
SEWER-2010 SEWER REVENUE B	\$0 00	\$0 00	\$0 00	\$0 00	\$0 00	\$0 00	\$0 00	\$0 00	\$0 00	\$0 00	\$0 00	\$0 00
A-In-house Labor - Engineering	\$0 00	\$0 00	\$0 00	\$0 00	\$0 00	\$0 00	\$0 00	\$0 00	\$0 00	\$0 00	\$0 00	\$0 00
B-In-house Labor - Construction	\$0 00	\$0 00	\$0 00	\$0 00	\$0 00	\$0 00	\$0 00	\$0 00	\$0 00	\$0 00	\$0 00	\$0 00
J-Outs of Construction Manag	\$0 00	\$0 00	\$0 00	\$0 00	\$0 00	\$0 00	\$0 00	\$0 00	\$0 00	\$0 00	\$0 00	\$0 00
K Construction Cost	\$0 00	\$0 00	\$0 00	\$0 00	\$0 00	\$0 00	\$0 00	\$0 00	\$0 00	\$0 00	\$0 00	\$0 00
L-In-house Labor - Operations	\$0 00	\$0 00	\$0 00	\$0 00	\$0 00	\$0 00	\$0 00	\$0 00	\$0 00	\$0 00	\$0 00	\$0 00
M-Equipment & Materials Purch	\$0 00	\$0 00	\$0 00	\$0 00	\$0 00	\$0 00	\$0 00	\$0 00	\$0 00	\$0 00	\$0 00	\$0 00
N-Misc - Construction	\$0 00	\$0 00	\$0 00	\$0 00	\$0 00	\$0 00	\$0 00	\$0 00	\$0 00	\$0 00	\$0 00	\$0 00
E-In-house Engineering Consul	\$0 00	\$0 00	\$0 00	\$0 00	\$0 00	\$0 00	\$0 00	\$0 00	\$0 00	\$0 00	\$0 00	\$0 00
S-Transferred Costs	\$0 00	\$0 00	\$0 00	\$0 00	\$0 00	\$0 00	\$0 00	\$0 00	\$0 00	\$0 00	\$0 00	\$0 00
Pre-Appr	\$0 00	\$0 00	\$0 00	\$0 00	\$0 00	\$0 00	\$0 00	\$0 00	\$0 00	\$0 00	\$0 00	\$0 00
O-Outs of Engineering Consul	\$0 00	\$0 00	\$0 00	\$0 00	\$0 00	\$0 00	\$0 00	\$0 00	\$0 00	\$0 00	\$0 00	\$0 00
D-Misc - Engineering	\$0 00	\$0 00	\$0 00	\$0 00	\$0 00	\$0 00	\$0 00	\$0 00	\$0 00	\$0 00	\$0 00	\$0 00
O-Property Acquisition - Purch	\$0 00	\$0 00	\$0 00	\$0 00	\$0 00	\$0 00	\$0 00	\$0 00	\$0 00	\$0 00	\$0 00	\$0 00
Totals:	\$299,595 00	\$5,000,800 00	\$0 00	\$0 00	\$0 00	\$0 00	\$0 00	\$0 00	\$0 00	\$0 00	\$0 00	\$0 00

Page 1 of 1

Page 3 of 3

New Contract Administration screen will provide additional features and information – see next screen

[Back to Project List](#)

Contract Admin

Contract Admin

CRIS

Show in CRIS

Contract Amounts

Contract Amount: \$100,775.00

Work Allowance: \$10,000.00

Bid Amount:

Remaining Allowance: \$10,050.00

Total CO:

Total Contract Amount:

Capture Contract Amount and Contingency

Capture Change Order Value and Data (will be expanded in near future)

Change Orders

[Add Change Order](#)

Category	CO Number	Title	Date Posted	Status	Amount
Change Order			02/20/2010	Pending	0
Total: 1					\$0.00

[Back to Project List](#)

This will be the new contract Admin Screen as part of City Utilities Enhancement

Contract Admin

CHIS

Show in CHIS:

Add the following dates (cannot be changed once they are entered)
 Notice to Proceed Substantial Completion Final Completion

Note: Data pulled from schedule's milestone Planned End fields.

Add Engineer's Estimate: \$

Contract Amount

Contract Amount: Revise Contract Amount section to show Original & Final Actual

Actual

Work Allowance \$8000

Bid Amount

Remaining Allowance

Total CO

Total Contract Amount

Primary Contractor

Change Orders

Add Change Order

Create Change Order

Cancel Change

Category

CO Number

Note: Adjust so that the entire Primary Contractor's name displays.

Determine here if allowance authorizations and change orders will be handled via workflow or manual entry. Checkbox will be created to indicate if workflow is used.

Allowance Replenishment

1. AA will be created with a positive amount (so reflected in Remaining balance for AA)
2. Change Order will be created for that amount
3. Final Contract Amount will be based on CO so will be reflected

Add sign next to Work Allowance to allow another Work Allowance Text box to identify type

	Original
Contract Amount	\$20,878,216.00
Work Allowance	\$80,000.00
Bid Amount	21,758,216.00
Remaining Allowance	\$80,000.00
Total Contract Amount	\$21,758,216.00

Note: This information may already be shown; it depends upon how the Total CO field is calculated (see question below).

Title	Date Passed	Status	Amount
-------	-------------	--------	--------

This amount reflects both pending and approved change orders. Developers will adjust.

Work Allowance = 100

AA1 -10

AA2 -20

AA3 -1

AA4 -2

AA5 -1

AA6 -3

AA7 -1

Balance = \$9

AA8 +25 (recoup AA2, 3, 5)

Balance = \$4

Change Order for \$25. Add to the contract amount

Total Contract Amount	\$21,758,216.00
ALLOWANCE	
Pending	\$
Approved (used)	\$
Remaining Balance	\$
CHANGE ORDERS	
Pending Approval	\$
Approved Total	\$
Total CO Amount	\$
Final Contract Amount	\$

Add a column for time extension

W.O Number: | 51065

Project Name: | Marston Drive/Sunny Lane Street Lighting Improvements

ENGINEERING

BIDDING

CONSTRUCTION

Survey Date |

Project Advertised |

NTP Const Date | 7/6/2010

Close Form

DRF Exist |

Project Advertised 2 |

Start Date |

Refresh

Preliminary Design
ST. # | 11836

Actual Bid Date | 6/2/2010

Completion Date
(scheduled) | 7/23/2010

Pre Design Date |

Award Date | 6/9/2010

Completion Date
(actual) | 7/26/2010

Final Design Date |

Acceptance Of
Project | 11/3/2010

Record
Updated | 10/29/2010

Contract Sent Date |

Navigation Pane

Milestone Dates Captured in Schedule
Screen

Comments: | 95% Cd

A-Survey | NA

F-Bid | XX

% Complete, comments and actual
completion dates captured in Status
Update

D-Barrett Process | NA

E-Right-of-Way | NA

I-Project Completed | XX

Record | 1 of 1

Filtered Search

Milestones Captured in PMIS Schedule Screen

[Back to Project List](#) | [Save](#) | [History of Changes](#) | [Print to Excel](#)

History of Changes for all changes to schedule with reason

Templates with Pre-defined Milestones for consistency

Ability to add additional Milestones if needed

Milestone Dates Captured, Planned, Revised and Actual

Planned Start	Planned End	Duration	Revised Start	Revised End	Duration	Actual
Apr 06 2010	Jun 01 2010	55			0	Apr 06 2010
Apr 06 2010	Nov 17 2010	225	Mar 20 2011		0	Apr 06 2010
	Apr 06 2010					Jul 01 2010
	Jun 01 2010					Oct 05 2010
	Nov 06 2010					Dec 16 2010
	Nov 17 2010		Mar 20 2011			Mar 20 2011
Apr 19 2011	Apr 19 2011	0			0	Apr 19 2011
	Apr 19 2011					Apr 19 2011

[Back to Project List](#) | [Save](#) | [History of Changes](#) | [Print to Excel](#)

Internet Explorer is currently running with add-ons disabled. Click here to manage, disable, or remove your add-ons.

Close Save Save and Close Approve Status Status Report

Status Update Entry

Picture for this Reporting Period
 Current Phase for Reporting Period
 Period Summary:

+ Design	STATUS Completed	100
+ Design	STATUS Completed	100
+ Construction	STATUS Completed	100
+ Construction	STATUS Completed	100
- Construction	STATUS Active	50

Phase	Construction	PLANNED		REVISED		ACTUALS	
		Start Date	End Date	Start Date	End Date	Start Date	End Date
Milestones/Notice to Proceed *		07/06/2011	07/06/2011			Jul 06, 2011	
Pre-Construct on Meeting			07/06/2011			Jul 06, 2011	
Substantial Completion Date *			07/06/2011			07/06/2011	
Final Completion Date *			07/06/2011				
Accept Record Drawings *			07/06/2011				
Accept O&M Manuals *			07/06/2011				
BDW Project Acceptance *			07/06/2011				
File Transfer to GIS *			07/06/2011				
End of Warranty Period			07/06/2011				

Provide Actual completion dates for Active Phases of work along with % complete and Information for Progress Reporting

Work Performed

Work Planned

Action Items

Issues:

Close Save Save and Close Approve Status Status Report

Use Open Projects Report to see this information

Navigation Pane

Technical Services ALPHA Project Descriptions				
Number	Project Description		Dept.	Status
3792N	1100 East Cook Road drainage improvement	North Side Only	Street Proj. Mgmt	A
3753U	2010 SRF Lining Package	various locations	Sewer Repair/Repl	A
12310	2012 - 2nd District Concrete Street Repairs	Waycliffe Dr Willoward Trail to Cul-de-sa	Tech. Serv	A
12324	2013 - A Resurfacing Package	various locations within districts 1 2 & 3	Tech. Serv	A
12325	2013 - B Resurfacing Package	Various locations within 4,5,6	Street Proj. Mgmt	A
12330	2013 - Miscellaneous Construction Package	various locations	Tech. Serv	A
12326	2013 - Surface Milling for Street Department	various locations throughout the city	Tech. Serv	A
12281	2013- A Public Sidewalk Curb Ramp Package	Various Locations in Districts 1 2,3	Tech. Serv	A
12280	2013- B Public Sidewalk Curb Ramp Package	Various Locations in Districts 4, 5 & 6	Tech. Serv.	A
12340	2014 - Alley Reconstruction Northside Neighborhood	Forest Av, E State Blvd, Forest Park Blv	Street Proj. Mgmt	A
12328	Aboite Center Road and Winterfield Run Improvem	Intersection	Tech. Serv	A
12337	Alverado Drive Concrete Repairs	Atadana to Lunada	Street Proj. Mgmt	A
12231	Anthony Blvd. S and Norfolk Southern Rail Crossin	Aliger St. to Simons St	Redevelopment	A
3808U	Asphalt Pad for Yard Waste Area Project		City Utilities Engin	A
11848	Auburn Road, Clinton to Cook Rd	Clinton to Cook	Street Proj. Mgmt	A
3819U	Bass Rd.Hadley Rd Roundabout	intersection	City Utilities Engin	A
3714o	Beckett's Run Section III	Brille Creek Crossing, Citation Ln Canal	Teklab	A

Select Division: No Division Specified
 Select Department: No Department Specified
 Select Section: No Section Specified
 Select Manager: No Manager Specified
 Select Stage: No Stage Specified, Conception
 Select Phase: No Phase Specified
 Category: No Category Specified
 Select Project Status: Active
 Select Planning Area: No Planning Area Specified
 Purpose: No Purpose Specified

View Report

Ability to filter to get listing by Division, Department, Phase, Manager, status, etc.

1 of 10

Open Project Report

Filter By: Stage Conception Execution Completion

Project Number	Project Name	Work Order	Purpose	Planning Area	PM	Section Name	Division Name	Department Name	Stage Name	Phase	Start Date	End Date	PM Estimate	AP
06PLP001000	Aqua Bridge Acquisition	24727	ECONOMIC DEVELOPMENT, DEFICIT	Citywide	Fuerst, Len	ENGINEERING	Utilities	WATER	Execution				\$1,529,403.00	5
06PLP001000	Aqua Bridge Acquisition	74377	MISCELLANEOUS	Citywide	Nick, Ted	ENGINEERING	Utilities	SEWER	Execution				\$1,545,696.00	5
06PLP002000	Water's Edge Near Park Bay Run Water Improvements	00614	CAPACITY & ENHANCEMENTS	County District	Storck, Anne Marie	ENGINEERING	Utilities	STORM	Execution	Construction	1/10/14	1/20/14	\$2,356,175.00	5
06PLP002000	State Lt Station Improvements	75152	RENEW FEEDS REPLACE	County District	Beggs, Nath	ENGINEERING	Utilities	SEWER	Execution	Construction	6/18/14	3/29/14	\$550,914.00	5
06PLP003000	WFO P&A AB & CB Remediation	75152	MISCELLANEOUS	Citywide	McKee, Ed	ENGINEERING	Utilities	SEWER	Execution	Design	8/1/15	6/12/17		5
06PLP003000	Tand Steel Pump Control Reprograms	75152	EFFECTOR'S FEASIBILITY	Citywide	Myers, John	ENGINEERING	Utilities	SEWER	Execution	Design	2/7/11	5/24/12	\$67,754.00	5
06PLP003000	Leak Area Drain Control Improvements Property Ejector	00640	MISCELLANEOUS	County District	Drozd, Joseph	ENGINEERING	Utilities	STORM	Execution	Design	1/11/15	4/14/15	\$1,054,820.00	5
06PLP003000	Lime Sludge Decantation Pumps and Control	75297			Hernandez, Nancy	WFO PLANT	Utilities	SEWER	Conception		9/1/11	1/11/11		5
06PLP003000	WFO's Air Wt. Filter on Outfall Building Upgrade				Hernandez, Nancy	WFO PLANT	Utilities	SEWER	Conception					5
06PLP003000	NWFO Pumping Improvements	00744	CAPACITY ENHANCEMENTS	County District	Swanson, Andrew	ENGINEERING	Utilities	WATER	Execution	Construction	6/22/13	12/14/13	\$500,810.00	5
06PLP003000	Pepper Springs Sewer System	75272			Hernandez, Nancy	WFO PLANT	Utilities	SEWER	Conception					5
06PLP003000	Pepper Springs Sewer System	55217			Leahy, Ed	FILTRATION PLANT	Utilities	WATER	Execution				\$9,381.00	5
06PLP003000	Rediff Receptor Sewer Line Reprograms	0			Boat, Chris	WFO PLANT	Utilities	SEWER	Execution					5
06PLP003000	Rebuilding EM Lines	75143	RENEW FEEDS REPLACE		Hernandez, Nancy	WFO PLANT	Utilities	SEWER	Execution				\$149,400.00	5
06PLP003000	Outfalls	0			Robinson, Bruce	WFO PLANT	Utilities	SEWER	Execution					5
06PLP003000	District Electric Budget and Control Improvements	75115	RENEW FEEDS REPLACE	Citywide	McKee, Ed	ENGINEERING	Utilities	SEWER	Execution	Construction	1/1/14	5/1/14	\$7,041,700.00	5

DPW Cost Report
 PMIS Status Report Contains this Information – Propose using
 the status Report with some modifications for DPW

WO# [dropdown] **Project Description** Flood Control Program: Tillman Avenue
Project Manager Ross [dropdown] **Limits** North of Foster Park Entrance and Fairfield Avenue
Primary Consultant DLZ Indiana, Inc. [dropdown] **Project Type** [dropdown] **Status** [C] [dropdown] **Work Order Details**

Budget		Progress			
Phase	Estimates	Project Phase	Agreement Sum	Balance	Percent Complete
Study	\$0.00	Construction	\$54,356.00	\$54,356.00	0%
Design Engineering	\$41,029.00	Design Engineering	\$71,400.00	\$32,790.00	54%
Right-of-Way Engineering	\$100,000.00				
Construction Management/Ins	\$72,000.00				
Construction	\$354,356.00				
	\$0.00				

Navigation Pane

		Construction	Contract w/CO's	Contractor Invoice Total	% Complete
Project Estimate Total	\$567,385.00	Pyramid Excavating Inc Const E and I	\$54,356.00		
			In-House PE	\$5,904.43	
					% of E and 10.9%

PMIS Status Report in support of DPW Cost Report

Select Project: 75606 - 2012 CIPP- Southwest Interceptor Phase 2

Select Period: March, 2013

Project Status Report

Printed on: 4/25/2013 12:07:12 PM

Project # 11WPE006 - 001 (75608) (2012 CIPP- Southwest Interceptor Phase 2)

Department: SEWER Division: Utilities
 Report Period: 03/01/2013 - 03/31/2013 Project Manager: Mike Hicks
 Current Phase: Construction
 Designer: CITY OF FORT WAYNE CM: CITY OF FORT WAYNE
 Contractor: Inspector:

Project Description:

The Southwest (GM) Interceptor will be lined with a double-bagged cured in place pipe. This project is part of the city's proactive asset management program.

Schedule - Construction

Phases	Planned Start	Planned End	Revised Start	Revised End	Actual Start	Actual End	%
Construction	12/12/2012	6/10/2013			12/12/2012	5/10/2014	70.00

Milestones	Planned Start	Planned End	Revised Start	Revised End	Actual Start	Actual End	%
Construction							
Notice to Proceed *		11/24/2012				11/24/2012	
Pre-Construction Meeting		12/11/2012				1/9/2013	
Substantial Completion Date *		5/14/2013				5/10/2013	
Final Completion Date *		5/11/2013				5/10/2013	
Accept Record Drawings *		7/10/2013				5/10/2013	
Accept O&M Manuals *		7/10/2013				5/10/2013	
BOW Project Acceptance *		9/10/2013				5/19/2013	
File Transfer to GIS *		5/17/2013				6/21/2013	
End of Warranty Period		6/10/2014				5/10/2014	

Funding Sources

Fund #	Fund Source	Budget	Amendments	Revised
		Total:		

Page 2 of PMIS Status Report in support of DPW Cost Report

Budget Breakdown

Cost Category	Budgeted 2011		Budgeted 2012		Budgeted 2013		Total	
	PM	Approved	PM	Approved	PM	Approved	PM	Approved
Air-House Labor - Engineering	\$0	\$0	\$5,125	\$0	\$5,125	\$0	\$10,250	\$0
Air-House Labor - Construction Management	\$0	\$0	\$0	\$0	\$39,477	\$0	\$39,477	\$0
K-Construction Cost	\$0	\$0	\$0	\$0	\$1,579,068	\$0	\$1,579,068	\$0
J-Office Construction Management Function					\$73,523	\$0	\$73,523	\$0
Total:	\$0	\$0	\$5,000	\$0	\$1,702,499	\$0	\$1,707,499	\$0

Cost Category	Actual 2012	Actual 2013	Total
Air-House Burden - Engineering	\$3,120.71	\$7,131.85	\$10,252.56
Air-House Labor - Engineering	\$4,872.81	\$1,215.02	\$6,087.83
Office Engineering Consultant	\$4,140.00		\$4,140.00
Office - Engineering	\$540.25		\$540.25
Air-House Burden - Property Acquisition	\$466.71		\$466.71
Air-House Labor - Property Acquisition	\$522.26		\$522.26
F-Property Acquisition - Services	\$214.63		\$214.63
Air-House Burden - Construction Management	\$177.29	\$1,644.25	\$1,821.54
Air-House Labor - Construction Management	\$234.31	\$1,985.74	\$2,220.05
K-Construction Cos.	\$5.10		\$5.10
Total:	\$14,374.82	\$4,894.77	\$19,269.59

Contracts

Contract#	Vendor	Original	Revised	Invoiced	%
10905018	LAYNE INLINER LLC	\$1,579,068.75	\$1,579,068.75	\$0.00	0.00

Status

Period Summary

Set up approx. 4500' of bypass pumping. began lining

Phase: Construction

Work Performed:

Lined first 4500 feet of S/M bypass pumping set up for the next 4500 feet began lining

Work Planned:

Line the S/M

Action Items:

None

Issues

Small styrene odor issue

Back to Project List Save View History W/O Expenditure Print to Excel

Budget Information

Finance Budget

Data pulled from MUNIS to be used for DPW
Cost report

Confidence Level Concept Screening Budget Verification

Overview

Add Cost Category Add Fund

Lock Down Budget Edit Inflation

Req and Appr Appr and Act

Project Budget Summary Overview

Cost Cat	2012			2013			2014	
	Approved	Actual	Balance	Approved	Actual	Balance	Approved	Actual
H-In-House Labor - Engineering	\$0.00	-\$15,184.46	-\$15,184.46	\$0.00	-\$2,221.05	-\$2,221.05	\$0.00	
H-In-House Burden - Engineering	\$0.00	-\$9,081.51	-\$9,081.51	\$0.00	-\$1,445.06	-\$1,445.06	\$0.00	
B-In-house Engineering Consultant	\$0.00	\$0.00	\$0.00	\$0.00	\$0.00	\$0.00	\$0.00	
C-Outside Engineering Consultant	\$0.00	-\$141,016.50	-\$141,016.50	\$0.00	-\$59,791.00	-\$59,791.00	\$0.00	
H-In-House Labor - Construction Manag	\$0.00	-\$4,004.25	-\$4,004.25	\$0.00	-\$1,079.33	-\$1,079.33	\$0.00	
H-In-House Burden - Construction Mana	\$0.00	-\$1,883.60	-\$1,883.60	\$0.00	-\$666.44	-\$666.44	\$0.00	
J-Outside Construction Management	\$0.00	-\$419,345.00	-\$419,345.00	\$0.00	-\$116,913.00	-\$116,913.00	\$0.00	
K-Construction Cost	\$0.00	-\$3,600,655.00	-\$3,800,655.00	\$0.00	-\$1,330,353.00	-\$1,330,353.00	\$0.00	
L-In-House Labor - Operations/Maintena	\$0.00	-\$226.29	-\$226.29	\$0.00	\$0.00	\$0.00	\$0.00	
U-Equipment & Materials Purchase								
Total	544.72	-\$765,544.72	\$0.00	-\$4,394,045.83	-\$4,394,045.83	\$0.00	-\$1,512,468.08	-\$1,512,468.08

Appr: \$0.00 Act: -\$6,672,059.43 Balance: -\$6,672,059.43

Last updated 09/11/13 10:31 AM

Back to Project List Save View History W/O Expenditure Print to Excel

Back to Project List

Filter By Project Select Project

Invoice Information

Filter By Vendor

Invoices										
Project #	Contract #	Voucher #	Voucher Date	Vendor No.	Vendor Name	Amount	Contract Amount	Cumulative Total	Balance	%
11WPE012-000	11551004	1551-25	02/09/2012	001427	MACDONALD MACHINERY CO INC	\$129,599.00	\$129,599.00	\$129,599.00	\$0.00	100%
11WPE012-000	11551001	1551-015	03/03/2012	004707	DUPERON CORPORATION	\$40,000.00	\$40,000.00	\$40,000.00	\$0.00	100%

Back to Project List

This information is part of the project,
 CONTRACT ADMIN Screen and INVOICES
 Screen. Invoices pulled from MUNIS, Change
 orders tracked in PMIS, Contract tracked in
 PMIS

Microsoft Access

File Home Create

View Paste Clipboard

Filter Descending Sort by Filter

Refresh Save Reports

Find Find

Switch Windows

Test Formatting

W O # 12611

System for SUMMARY

Refresh Close Form

Amount	Invoice	Change Order	
\$47,525.00	\$26,704.50	(\$2,780.00)	
Retainage	\$15,803.25	\$0.00	
\$2,237.25	\$0.00		

Check List

Contract w/CO's
 \$44,745.00

% of Change
 -5.8%

% Complete
 100.0%

Total Invoices	\$44,745.00	Total for CO's	(\$2,780.00)	Record Updated	1/2/2013
# of Invoices	2	# of CO's	1		

Invoice Memo

Chg Ord Memo

Change Order Memo Long

Navigation Pane

File Print Preview Acrobat

Print Size Margins Print Data Only Portrait Landscape Columns Page Setup Zoom One Page Two Pages More Pages

Excel Text File PDF or XPS E-mail More Close Print Preview

Change Orders for 2012

New Report specifically for Change Orders

Navigation Pane

Work Order #	Project Description	Contractor	Bid	Invoiced	Change Orders	Adj. Amt	Complete	% of Chg Ord
12249	Bluffton Road SideWalk	Rock Solid Concrete	\$58,034.00	\$58,057.95	\$974.36	\$59,008.36	100.0%	1.7%
12271	North Anthony Crosswalk	Hipskind Concrete	\$18,389.00	\$17,378.35	(\$96.00)	\$18,293.00	100.0%	-0.5%
12276	Thomwood Court	Garco Concrete	\$45,907.00	\$39,550.91	(\$4,274.46)	\$41,632.54	100.0%	-9.3%
12283	2012 - B Resurfacing Package	Wayne Asphalt	\$443,127.60	\$424,959.05	\$4,197.73	\$447,325.33	100.0%	0.9%
12284	2012 - A Resurfacing Package	E & B Paving	\$462,042.95	\$460,516.77	\$2,711.55	\$484,754.50	100.0%	4.9%
12286	2012 - Surface Milling Package	Brooks Construction	\$157,660.00	\$145,262.32	(\$4,752.30)	\$152,907.70	100.0%	-3.0%
12267	Willownd Trail Concrete Street Repars	Garco Concrete	\$78,946.00	\$68,634.17	(\$6,669.50)	\$72,246.50	100.0%	-8.5%
12288	2012 - Miscellaneous Construction Packa	Key Concrete, inc.	\$48,479.25	\$43,575.84	(\$2,609.95)	\$45,869.30	100.0%	-5.4%
12289	Avondae Drive Sidewalks	Hipskind Concrete	\$12,012.00	\$11,845.83	\$457.30	\$12,469.30	100.0%	3.8%
12290	Webster Street Concrete Street Repair	Key Concrete, Inc.	\$35,804.50	\$32,640.60	(\$1,445.98)	\$34,358.52	100.0%	-4.0%
12291	2012 - 5th Distict Concrete Street Repair	Key Concrete, Inc.	\$53,379.50	\$46,313.37	(\$4,628.59)	\$48,750.91	100.0%	-8.7%
12292	Tipperary Trail - Conegal Drive Concrete	Key Concrete, Inc.	\$58,372.00	\$54,978.29	(\$500.12)	\$57,871.88	100.0%	-0.9%
12293	2012 - 1st Distict Concrete Street Repair	Key Concrete, Inc.	\$71,716.00	\$64,563.26	(\$3,754.68)	\$67,961.32	100.0%	-5.2%
12294	2012 - Victoria Park Neighborhood Concr	Hipskind Concrete	\$73,144.00	\$69,208.37	(\$302.56)	\$72,841.44	100.0%	-0.4%
12295	Willow Grove Drive Concrete Street Repair	Key Concrete, Inc.	\$48,085.30	\$40,991.76	(\$4,906.08)	\$43,149.22	100.0%	-10.3%
12296	Turf Lane Concrete Street Repars	Hipskind Concrete	\$83,720.00	\$76,909.69	(\$2,762.43)	\$80,957.57	100.0%	-3.3%
12297	Caribou Drive Concrete Street Repars	Key Concrete, Inc.	\$68,237.50	\$66,930.77	\$2,215.94	\$70,453.44	100.0%	3.2%
12298	Bimersweat Drive concrete street repairs	Key Concrete, Inc.	\$59,124.80	\$56,020.20	(\$156.17)	\$58,968.63	100.0%	-0.3%
12299	Lima Valley Drive Concrete Street Repair	Hipskind Concrete	\$49,710.00	\$44,460.57	(\$2,989.40)	\$46,800.60	100.0%	-5.9%
12301	2012 - Crown Colony Neighborhood concr	Key Concrete, Inc.	\$69,388.50	\$62,715.02	(\$3,372.69)	\$66,015.81	100.0%	-4.9%
12302	2012 - On Call Arterial Concrete Street Re	Key Concrete, Inc.		\$142,465.10				
12303	Lafayette Street and Peitt Avenue (NAV		\$4,300.00	\$4,300.00		\$4,300.00	100.0%	
12304	2012 - On Call Local Concrete Street Rep	Hipskind Concrete		\$136,187.25				
12305	2012 - C Resurfacing Package	Wayne Asphalt	\$887,582.55	\$877,234.95	\$35,822.66	\$923,405.21	100.0%	4.0%
12308	Wenonah Lane Concrete Street Repars	Key Concrete Inc.	\$98,590.00	\$92,957.50	\$1,259.99	\$97,849.99	100.0%	1.3%
12309	Banama Drive Concrete Street Repars	Hipskind Concrete	\$108,314.00	\$110,826.75	\$8,345.74	\$116,659.74	100.0%	7.7%

Use the PMIS Project Management Report with some additional fields to support this report need

Close Print Preview

Close Print Preview and return to editing the document

Res No	Date	to	Date	WO#	Project Description	Funding Source	Project Coordinator	
N/A	4/27/2004		4/27/2004	11848	Auburn Road Clinton to Cook Rd	Clinton to Cook	Federal/LRAS	Richard D Romary
	4/27/2004		4/27/2004	11849	Maplecrest Road Extension	SR 920 to Lake Avenue	LR&S/Federal	Dave Ross
N/A	3/2/2006		3/2/2006	11946	US 27 (Clinton St) Bridge over St Mary's River	Bridge & 200' Approaches - Maran Comm Dev	Federal AI	Shan Gunavardena
	5/28/2006		5/28/2006	11955	Greenway - Miscellaneous Trails	Various Locations		
	1/23/2007		1/23/2007	12007	Greenway - Pufferbelly Trail, Phase 1	Lawton Park to Franke Park		Dawn Ritchie
	1/23/2007		1/23/2007	12008	Greenway - Cougar Trail Ph 1	Swinney Pk to University of St Fra		Gary L Schiebrstam
	1/23/2007		1/23/2007	12009	Greenway - Six Mile Creek Trail Ph 1	Southtown Centre to Moser Park (Dawn Ritchie
	1/23/2007		2/28/2007	12017	Greenway - Southtown Centre Trail, Ph 2	Southtown Centre to Safety Villag		
	2/26/2007		5/2/2007	12027	Greenway - Central Loop Trail, Ph 1	Abone Center Road Coventry Lan		Kawn M O'Leahan
	5/3/2007		5/31/2007	12030	State Blvd	Spy Run to Cass Street		Dave Ross
	5/31/2007		2/22/2008	12074	Dupont Road median reduction	Dupont Road near Auburn Road		Richard D Romary
	2/22/2008		8/6/2008	12084	Maplecrest Road	Lake Ave to State Blvd		Shan Gunavardena
	8/6/2008		11/5/2008	12116	State Blvd, E Sidewalks - Safe Routes to School		Federal, Ctrv Credit	Jeffrey M Grogg
7259-10	11/5/2008		1/12/2009	12119	Greenway - Johnny Appleseed to Shoaff Pk Trail Ph 1B	10' Trail West side of IPFW bridge		Gray
	1/12/2009		4/5/2009	12127	Covington Road and Dicke Road intersection	Intersection		Brian C Kiess
	4/5/2009		7/24/2009	12154	Greenway - Pufferbelly Trail, Phase 2	Lma Road to Coliseum Blvd		Doug Hukey
	7/24/2009		3/10/2009	12157	Greenway - Covington Road Trail Phase II-B	Beal - Taylor Ditch to West Hamilt		Brian C Kiess
	3/10/2009		1/15/2010	12179	Systemwide Controller Upgrade	283 intersections		Denny Bruce
	1/15/2010		1/15/2010	12181	Downtown CBD Crosswalk Upgrade			Denny Bruce
	1/15/2010		1/15/2010	12182	Downtown CBD Countdown Pedestrian Indications	482 pedestrian indications		Denny Bruce
	1/15/2010		3/17/2010	12213	Bluffton Rd - Broadway Intersection Improvements	Intersection down to Rudisil Blvd	ced: bond	Jeffrey M Grogg
	1/15/2010		5/17/2010	12224	Greenway - Covington Road Trail	Ladue Lane to I - 69		Brian C Kiess

Page

1

of 1

of 1

of 1

of 1

of 1

of 1

of 1

of 1

of 1

of 1

of 1

of 1

of 1

of 1

of 1

of 1

Navigation Pane

Navigation Pane

Page

1

of 1

of 1

of 1

of 1

of 1

of 1

of 1

of 1

of 1

of 1

of 1

of 1

of 1

of 1

of 1

of 1

of 1

of 1

of 1

of 1

Use this report for DPW as replacement for TES Report

Project Management Report

Department: <input type="text"/>	Stage: <input type="text"/>
Project: <input type="text"/>	Phase: <input type="text"/>
Division: <input type="text"/>	Project Manager: <input type="text"/>
Project Status: <input type="text"/>	Construction Manager: <input type="text"/>

Run Report Save Report End of Report

14 4 1 10 5 100%

PROJECT MANAGEMENT REPORT

Division: Project Manager: Search: Add:

Project Name	YOY	Project Number	Current Driver	SRF	PL	CL	Funding Source	FTE Estimate Total Project Cost	Current Cost \$	Work ADJUSTMENTS	Total CO Amt total	Contractor	Is private Firm	GIS/Scsd	EDW Award	EDW Contract Approval	Contract M/P	Joint Comp.	Partial Subst Comp	Actual Subst Comp	
1122 Sewer Green Box		112200100	Yes	No	None			1000000	1000000	0	0										
1122 Drainage Upgrade		112200100	No	Yes	None			1000000	1000000	0	0										
1122 Rainfall Dred		112200100	No	Yes	None			1000000	1000000	0	0										
1122 Sewer Red		112200100	No	Yes	None			1000000	1000000	0	0										
1122 Sewer Blue		112200100	No	Yes	None			1000000	1000000	0	0										
1122 Sewer Yellow		112200100	No	Yes	None			1000000	1000000	0	0										
1122 Sewer Purple		112200100	No	Yes	None			1000000	1000000	0	0										
1122 Sewer Orange		112200100	No	Yes	None			1000000	1000000	0	0										
1122 Sewer Pink		112200100	No	Yes	None			1000000	1000000	0	0										
1122 Sewer Grey		112200100	No	Yes	None			1000000	1000000	0	0										
1122 Sewer Brown		112200100	No	Yes	None			1000000	1000000	0	0										
1122 Sewer Black		112200100	No	Yes	None			1000000	1000000	0	0										

This report can also be used by DPW as replacement for TES Report

From 1/1/2013 To 4/24/2013

100% Select a format

CITY OF FORT WAYNE - CITY UTILITIES

Add Additional Filter Parameter for Division

Work Order Project Summary

Add Project Manager Column

FROM: 1/1/2013 TO: 4/24/2013

Ending on: 4/24/2013

WO#	Status	Fund	Date Closed	Project Name	Total Expenditure	Capitalized Interest	Closing	WO Total
92097	A	ADMIN		PROJECT MANAGEMENT INFORMATION SYSTEM (WASTEFLASE)	\$8,662.36	\$0.00	\$0.00	\$8,662.36
92099	A	ADMIN		PERMITTING SOFTWARE (ACCELL4 ETC)	\$12,500.04	\$0.00	\$0.00	\$12,500.04
92057	A	ADMIN		VEHICLES	\$23,572.95	\$0.00	(\$23,572.95)	\$0.00
92059	A	ADMIN		BERRY	\$12,152.30	\$0.00	\$0.00	\$12,152.30
92096	A	ADMIN		VEHICLE	\$22,481.00	\$0.00	(\$22,481.00)	\$0.00
				ADMIN Total:	\$79,435.35	\$0.00	(\$46,059.95)	\$33,375.40
74377	A	SEWER		AQUA SOURCE ACQUISITION	\$15,694.10	\$0,340.00	(\$1,046,760.00)	\$1,407,648.10
75254	C	SEWER		ASPHALT PAD FOR YARD WASTE AREA	\$214.05	\$84.42	(\$116,702.00)	(\$116,412.33)
75156	A	SEWER		6 TH JOE LIFT STATION IMPROVEMENTS	\$12,344.55	\$16,006.47	\$0.00	\$28,351.02
75100	A	SEWER		THIRD STREET PUMP CONTROL REPLACEMENT	\$10,100.18	\$1,488.00	\$0.00	\$11,588.18
75220	C	SEWER		GRISWOLD LIFT STATION IMPROVEMENTS	\$590.00	\$1,802.27	\$0,000.00	\$2,392.27
75228	C	SEWER		ROTHMAN ROAD / HAZELTOWN ROAD	\$1,959.28	\$5,287.55	\$0.00	\$7,246.83
75355	A	SEWER		DYGESTER ELECTRICAL LOG AND STRUCTURAL IMPROVEMENTS	\$102,600.03	\$274,076.55	\$0.00	\$376,676.58
75427	A	SEWER		AERATION SYSTEM IMPROVEMENTS - PHASE C	\$420,000.12	\$121,700.00	\$0.00	\$541,700.12

New PMIS Report to be Created

Executive Summary - ULCC Mapping

WOW	Project Name	Location	Proj Type	Description	Details	A Survey B Preliminary Draft C Districts											D Barrett Process E-Right of Way F-Bid		G-Operations H-Construction I-Project Completed		J1-Completed This Report Period J2-Completed Previous J3-Partially Complete		BOW NIP	Sched Comp
						A	B	C	D	E	F	G	H	I	Mgr	Coord	Phone	Rest						
51052	Buckfield Court Lighting Improvements		SILT			NA	XX	XX	NA	NA	XX					Gregg A. rdena	Mark Berg	427-2787	51052			9/16/2012		
51053	Fairfield Avenue Street Light/Luxure Elements	Russell Blvd to Rose Lane	SILT		Fairfield Avenue from Russel Blvd to Rose Lane. Ornamental poles with accent heads and LED lights are being changed.	NA	XX	XX	NA	NA	XX	XX	10		Gregg A. rdena	Mark Berg	427-2787	51053			4/30/2013			
51054	Taylor Street R.R. Underpass Lighting		SILT		Design and install street lighting at school entrance. The purchasing must be completed in 2012. The total cost of the materials to be purchased is \$7,700.00. The project limits are the limits of the underpass. Improvements to include new vandal-resistant lighting in the drive lanes and sidewalks, street lighting and signs, and a new service drop.										Gregg A. rdena	Mark Berg	427-2787							
12131	Downtown CBD Crosswalk Upgrade		TRAFFIC	Funding approved (ESDP) Construction 2011 (Child)	Replace crosswalk with new safety markings	XX	XX	50							Gregg A. rdena	Dan Bruce	427-2787				9/6/2011			
12227	DuPont Road Widening	Lima Road to Condraven Road	TRAFFIC	Added travel lanes	DuPont Road from Lima Road to Condraven Road adding travel lanes	XX	XX	20							Gregg A. rdena	Dan Bruce	427-2787							
12324	2013 - AR Resurfacing Package	Various locations within districts 1, 2 & 3	TRANS		Various locations within districts 1, 2 & 3	XX	XX	15							Trevino	Gregory L. McDermott	427-2764	12324						
12325	2013 - B Resurfacing Package	Various locations within 4, 5 & 6	TRANS		Various locations within districts 4, 5 and 6										Trevino	Gregory L. McDermott	427-1247							

Navigation Pane

Create this Report or add New Capacity to PMIS Projects Report

#Name?	Transportation Work In Progress		New Capacity	Status
W O #	Project Description			
11082	Ardmore Ave Ext	Indianapolis Rd to Lwr Huntington Rd	100.00%	C
11294	St Joseph Center Road	St Joe Rd to Reed Rd	75.00%	C
11723	Wayne Trace	Oxford St to McKee St	50.00%	C
11791	Time Corners	Covington & Getz, Jefferson Blvd	25.00%	C
11801	Ardmore Ave & Taylor	Intersection	25.00%	C
11848	Auburn Road, Clinton to Cook Rd	Clinton to Cook	50.00%	A
11849	Maplecrest Road Extension	SR 930 to Lake Avenue	100.00%	A
11896	Jefferson Blvd, West	Illinois Rd to Railroad Viaduct	20.00%	C
11904	Southtown Centre	Southtown Crossing, S Phoenix Pkwy, Pa	100.00%	C
11911	Ardmore Ave, Taylor St to Jefferson Blvd	Taylor St to Jefferson Blvd	75.00%	C
11934	Illinois Rd	I-69 Interchange to Getz Rd	20.00%	C
11937	Washington Ctr @ Dartmouth	900' West & East of Intersection	25.00%	C
11944	Greenway - Dupont Rd Trail	Pine Mills to Auburn Road	100.00%	C
11947	Greenway - Towpath Trail Ph 2A & 3B	Ardmore/Taylor to Covington Rd, Woodhill	100.00%	C
11958	Butler Rd & Hilegas Rd	Intersection	25.00%	C
11960	Greenway - Covington Rd Trail, Ph 1A	Scott to Sycamore Hills	100.00%	C
11961	Greenway - Johnny Applesseed to Shoaff Pk Trail, Ph 1	Johnny Applesseed Pk to east side of IPF	100.00%	C
11963	Greenway - Scott Road Trail	Covington Rd to Illinois Rd	100.00%	C

Navigation Pane

Page: 1

Project Update Report – NEW Report. The attributes are arranged in a specific manner and we would create this report to match existing functionality

Project Res#	Project Description	Project Coordinator	Budget	Estimate			Actual			Preliminary Estimate Engineers Estimate	Project Est Final Cost	Contractor Consultant
				Lt Curb	Clt Paving	Sq Yd Ramps	Lt Curb	Clt Rearr	Sq Yd Paving			
		District	Funding Source	Lt Walk	Clt Concrete	Number Ramps	Lt Vis	Clt Concrete	Number Ramps			
11979	Maysville Rd & State Rd	Gunawardena	\$0.00	0	0	0	0	0	0	\$0	\$0	
	Intersection & In-Lane Manoeuvre For 'West'			0	0	0	0	0	0	\$0	\$0	Bonar Group
12009	Greenway - Six Mile Creek Trail Pk 1	David Ritchie	\$2,500,000.00	0	0	0	0	0	0	\$0	\$0	
	Southtown Centre to Moser Park (New Hwy)	6		0	0	0	0	0	0	\$0	\$0	A&Z Engineers
12084	Maplecrest Road	Shan Gunawardena	\$2,500,000.00	0	0	0	0	0	0	\$0	\$0	
	Lake Ave to State Blvd	1		0	0	0	0	0	0	\$2,000,000	\$0	A & Z Engineers
12116	State Blvd, E. Sycamore - Safe Routes to	Jeffrey M. Gregg	\$0.00	0	0	0	0	0	0	\$0	\$0	
7259-10			Federal, City/County				0	0	0	\$0	\$0	In-House
12127	Courtney Road and Grove Road Intersection	Erin C. Kess	\$7,000,000.00	0	0	0	0	0	0	\$0	\$0	ROAD
12180	Lake Avenue	Shan Gunawardena	\$587,838.37	0	0	0	0	0	0	\$0	\$587,838.37	— Dakota Concr
12180	Anthony Blvd to Stanley Drive	12		0	1834	0	0	0	0	\$1,382,000	\$0	E. Tech
12224	Greenway - Courtney Road Trail	Erin C. Kess	\$500,000.00	0	0	0	0	0	0	\$355,000	\$0	A & Z Engineer
	Lady Lane to I-69	1		0	0	0	0	0	0	\$0	\$0	
12225	Greenway - Ende Road Trail	Kevin M. Ovesen	\$667,500.00	0	0	0	0	0	0	\$468,000	\$0	DLZ Inc.
	West Jefferson E. to Sycamore Way	4		0	0	0	0	0	0	\$0	\$0	
12244	Lake Avenue FTA/OTIS Project	Richard J. Romay	\$200,720.00	0	0	0	0	0	0	\$0	\$0	
7320-11	Buzzards, ADA ramps, Trail, Walk	0	CO/County	0	0	0	0	0	0	\$0	\$0	In-House
12249	Buffer Road Sewer	Erin C. Kess	\$62,200.00	665	0	20	857	0	104	\$0	\$62,034	Peak Sewer Con
12249	Maplewood Drive to Das Drive (east side)	1	CO/County	1270	12	7	1276	12	9	\$74,220	\$59,008	In-House

Preliminary and Engineers Estimates come from Contract Admin Screen

Political District attribute

BOW Schedule Report– NEW Report. The milestones are arranged in a specific manner and we would create this report to match existing functionality

BOW Schedule

W I #	Project Description	Res No	Engineer's Estimate	Project Advertised	Project Advertised 2	Bid Date	Award Date
12310	2012 - 2nd District Concrete Street Repairs	12310	\$128,162.50	6/29/12	7/6/12	7/18/2012	7/25/2012
STM12	Storm Damage Sidewalk Repair	STM12	\$32,513.00	8/31/12	9/7/12	9/19/2012	9/26/2012
51082	Buckfield Court Lighting Improvements	51082	\$8,570.00	9/7/2012	9/14/2012	9/26/2012	10/17/2012
12321	Thieme Drive Wood Guardrail Installation	12321	\$24,930.00	9/21/12	9/28/12	10/10/2012	10/17/2012
51083	Fairfield Avenue Street Lighting Improvements	51083	\$231,516.00	10/19/12	10/26/12	11/7/2012	11/14/2012
3792N	1100 East Cool Road drainage improvement	3792N	\$6,222.00			11/30/2012	12/5/2012

Functionality:

1. Ability to filter out already awarded projects
2. Show planned and actual for Bid and Award Milestones
3. Remove the Resolution Number from this report.
4. Add NTP Milestone date

New Report: Create Transportation Status Report

PROJECT STATUS REPORT: February 5, 2013

CITY OF FORT WAYNE TRANSPORTATION IMPROVEMENT PROGRAM

No	WO # IR #	PROJECT NAME	STATUS SUMMARY	PROJ BUDGET TOTAL	STUDY	DESIGN	RIGHT OF-WAY	PERMITS	CONSTRUCTION	CONSTRUCTION ENG	PROG CO
1	11648	Auburn Rd Clinton St to Cook Rd Designer DLZ Indiana	Amended Agreement with INDOT City designated Lead Agency FHWA Engineering complete Environmental document approved 12/17/08 Supplemental agreement approved NTP issued Rule 5 Permit approved No significant impact to wetlands confirmed March 2011 FHWA Phase complete June 2011 Stage 3 plans submitted Tracings approved for processing by INDOT Proposed bid letting now scheduled for December 2011 July 2011 Final Tracings Submitted to INDOT Check sent to INDOT Construction start in 2012	Total \$2,391,714 INDOT \$2,465,150 Fed \$216,376	N/A	\$98,395	\$116,480	401 404 Rule 5	\$2,381,600	\$335,236	
2	11672	Washington Center Rd. Clinton St to Campus Ct Designer	No activity at this time	Total \$1,124,000 Fed \$399,200 City \$224,800		\$90,000	\$60,000	100%	\$374,000		
3	12127	Covington Rd Bridge over I 69 & Dicke Rd Partner w/ INDOT Designer RQAW	LPA and INDOT Coordination Contract finalized proceeding with design Revised Letting date October 2012 Right of way acquisition underway for two parcels March 2011 one parcel has been cleared Oct 2011 acquisition of AEP parcel pending offer accepted Waiting for INDOT to certify right of way Final Tracings have been submitted Project documents transitioned to Contractor selection Project was bid Primco Inc was lowest bidder Preconstruction scheduled for January 9 2013	Total \$697,683 Fed \$559,146 City \$138,537	N/A	\$100,000	\$100,000				Letting
4	12227	Dupont Road Added Travel Lanes - Lima to Coldwater Designer GAI	Consultant selection underway 9 LOIs received and selection has been made Negotiations to be initiated soon GAI has been issued NTP field survey underway June 2011 Field survey complete Preliminary Engineering underway Oct 2011 roadway geometrics under review Project design approximately 45% complete Public meeting scheduled for 8/7/12	Total \$12,226,200 Fed \$3,780,360 City \$2,445,240	N/RCC	\$1,226,200	\$1,000,000		\$3,750,000	\$1,250,000	
5	12084	Maplecrest Rd Lake Ave. to State Blvd Designer A&Z Engineering	March 2011 Plans for Preliminary Field Check and Stage 2 design submittal are being prepared June 2011 Public Meeting and Field Check held City Utilities request to add water main upgrade to project Dec 2011 water main relocation/upgrade design 85% complete Right of way design 70% complete R/W plans and documents have been submitted to INDOT for review	Total \$5,558,255 Fed \$4,446,604 City \$1,111,651	N/A	\$558,255	\$400,000		\$4,000,000	\$600,000	
6	11797	Magsville Rd & Stellhorn Rd Intersection Stellhorn Rd Maplecrest Rd. to Magsville Rd. Designer	Start Study in 2006 Select consultant for Study RFQ 2006 2 Bonar Group selected to provide study Bonar/GAI will be updating study with revised traffic projections November 2010 Study report submitted minor additions in process No activity at this time	Total \$6,054,600 Fed \$4,867,200 City \$1,216,400	\$22,000	\$1,000,000	\$1,250,000		\$3,750,000	\$562,000	
7	12020	State Blvd Cass St to Spg Run Designer American Structurepoint	Preliminary design to be submitted in August Preliminary plans submitted for INDOT review Environmental study and Section 106 still ongoing Meeting with FHWA this week to discuss project Scheduling consulting parties meeting Oct 2011 two consulting meetings held third meeting being scheduled to discuss mitigation Expect the schedule 3rd Consulting Parties meeting in September 3rd CP meeting scheduled for September 19 waiting for comment period and response from FHWA/SHPO to 3rd CP meeting	Total \$11,434,295 Fed \$9,147,436 Other \$1,216,400 City \$1,256,259	100%	\$1,062,295	\$2,000,000		\$7,900,000	\$772,000	

Phase	Phase Fee	Invoiced	% Invoiced	Supplemental #1
6 Phase				
7 Survey	\$132,000.00	\$132,000.00	100.00%	\$0.00
8 Environmental	\$71,590.00	\$63,630.29	88.88%	\$10,590.00
9 Road Design & Plan Development	\$714,630.00	\$527,100.73	73.76%	\$95,030.00
10 Utility Coordination	\$38,600.00	\$28,578.82	74.04%	
11 Subsurface Utility Engineering	\$24,000.00	\$942.50	3.93%	
12 Geotech	\$44,000.00	\$44,000.00	100.00%	
13 Public Hearing	\$10,000.00		0.00%	
14 Traffic Signal Design	\$19,000.00	\$6,300.00	33.16%	
15 Lighting Design	\$31,800.00	\$1,200.00	3.77%	
16 Small Structure Design	\$117,860.00	\$43,761.42	37.13%	\$43,560.00
17 Permits	\$8,700.00		0.00%	
18 Landscaping	\$46,000.00	\$10,580.00	23.00%	
19 RAW Services	\$99,000.00		0.00%	
20 Public Info/Meetings	\$21,000.00	\$6,996.66	33.32%	
21 Bidding/Procure	\$6,200.00		0.00%	
22 Construction Administration	\$7,000.00		0.00%	
23 Total Fee	\$1,391,380.00	\$865,090.42	62.17%	\$165,180.00
24 Total Fee (without additional Services)	\$1,247,380.00	\$857,151.26	68.72%	

Invoicing	Date	Amount	% of Total	% of Total (w/o AS)
27 Invoice #1	5-Mar-11	\$43,224.00	3.11%	3.47%
28 Invoice #2	4-Apr-11	\$41,692.00	3.00%	3.34%
29 Invoice #3	5-May-11	\$46,397.00	3.33%	3.72%
30 Invoice #4	6-Jun-11	\$47,116.00	3.39%	3.78%
31 Invoice #5	8-Jul-11	\$39,018.00	2.15%	2.41%
32 Invoice #6	4-Aug-11	\$12,556.00	0.90%	1.01%
33 Invoice #7	1-Sep-11	\$30,925.00	2.22%	2.48%
34 Invoice #8	10-Oct-11	\$32,040.00	2.30%	2.57%
35 Invoice #9	8-Nov-11	\$20,178.00	1.45%	1.62%
36 Invoice #10	7-Dec-11	\$55,810.00	4.01%	4.47%
37 Invoice #11	9-Jan-12	\$35,680.00	2.56%	2.86%
38 Invoice #12	6-Feb-12	\$13,842.00	0.99%	1.11%
39 Invoice #13	5-Mar-12	\$20,479.00	1.47%	1.64%
40 Invoice #14	5-Apr-12	\$53,684.00	3.86%	4.30%
41 Invoice #15	7-May-12	\$19,425.00	1.31%	1.46%
42 Invoice #16	1-Jun-12	\$18,222.00	1.31%	1.46%
43 Invoice #17	23-Jul-12	\$75,710.21	5.44%	6.07%
44 Invoice #18	1-Aug-12	\$23,827.45	1.71%	1.91%
45 Invoice #19	4-Sep-12	\$4,720.00	0.34%	0.38%
46 Invoice #20	9-Oct-12	\$48,575.00	3.49%	3.89%

Pull from MUNIS to Create report:
Match ObjCodes to appropriate Cost
Category – see next screen

Example Ft. Wayne Invoices screen – Type of Data to be used on Invoicing Report

FORT WAYNE CAPITAL

Change Password | Logout | Help

DASHBOARD SYSTEM CIP CONSTRUCTION REPORTS DIGITAL LIBRARY SEARCH ADMIN

PROJECTS (10) | PROJECTS (10) | 003 - 75149 - (CSOCMS - CSO Pump)

Page 1 of 1 Show 250 per page

General

Invoices

Documents

Contracts

Submittals

Change Orders

Change Orders

Invoices

Documents

Contracts

Submittals

Change Orders

Change Orders

Invoices

Documents

Contracts

Submittals

Change Orders

Change Orders

Invoices

Documents

Contracts

Submittals

Change Orders

Change Orders

Invoice Information

Filter By Project [Select Project]

Filter By Vendor [Select Vendor]

Invoices										
Project #	Contract #	Voucher #	Voucher Date	Vendor No	Vendor Name	Amount	Contract Amount	Cumulative Total	Balance	%
09WPE012-003	10925046	05300338	05/11/2010	201708	CDM SMITH INC	\$45,863.93	\$578,327.00	\$45,863.93	\$252,463.07	8%
09WPE012-003	10925046	05300362	07/22/2010	201708	CDM SMITH INC	\$4,671,353.31	\$578,327.00	\$212,417.24	\$264,909.76	37%
09WPE012-003	10925046	05300381	08/07/2010	201708	CDM SMITH INC	\$54,920.05	\$578,327.00	\$265,217.29	\$229,689.67	46%
09WPE012-003	10925046	05300362	09/27/2010	201708	CDM SMITH INC	\$97,165.76	\$578,327.00	\$365,523.09	\$219,802.91	62%
09WPE012-003	10925046	05300390	10/27/2010	201708	CDM SMITH INC	\$57,707.67	\$578,327.00	\$409,218.76	\$169,093.14	71%
09WPE012-003	10925046	05300326	01/13/2011	201708	CDM SMITH INC	\$110,915.84	\$578,327.00	\$520,164.51	\$35,162.94	90%
09WPE012-003	10925046	05300317	07/07/2011	201708	CDM SMITH INC	\$1,000.47	\$578,327.00	\$521,171.05	\$45,155.90	92%
09WPE012-003	10925046	05300277	04/16/2011	201708	CDM SMITH INC	\$1,834.12	\$578,327.00	\$523,005.60	\$28,824.40	95%
09WPE012-003	10925046	05300404	05/23/2011	201708	CDM SMITH INC	\$1,267.67	\$578,327.00	\$524,783.27	\$15,237.77	97%
09WPE012-003	10925046	05300328	06/27/2011	201708	CDM SMITH INC	\$2,227.69	\$578,327.00	\$526,616.96	\$15,710.04	97%
09WPE012-003	10925046	05300392	03/01/2011	201708	CDM SMITH INC	\$2,777.94	\$578,327.00	\$529,394.90	\$12,932.10	98%
09WPE012-003	10925046	05300225	07/03/2011	201708	CDM SMITH INC	\$8,640.47	\$578,327.00	\$537,011.57	\$4,291.63	99%
09WPE012-003	10925046	05300414	08/03/2010	203920	DONOHUE & ASSOCIATES	\$4,291.63	\$578,327.00	\$537,011.57	\$0.00	100%
09WPE012-003	10925046	05300293	07/12/2010	203920	DONOHUE & ASSOCIATES	\$12,126.49	\$1,166,854.00	\$12,126.49	\$1,174,717.51	1%
09WPE012-003	10925046	05300720	06/17/2010	203920	DONOHUE & ASSOCIATES	\$16,282.66	\$1,166,854.00	\$28,409.17	\$1,258,431.87	2%
09WPE012-003	10925046	05300156	09/21/2010	203920	DONOHUE & ASSOCIATES	\$20,175.14	\$1,166,854.00	\$48,584.31	\$1,328,259.69	4%
09WPE012-003	10925046	05300496	11/03/2010	203920	DONOHUE & ASSOCIATES	\$42,640.90	\$1,166,854.00	\$91,247.21	\$1,395,075.79	8%
09WPE012-003	10925046	05300157	11/03/2010	203920	DONOHUE & ASSOCIATES	\$60,692.90	\$1,166,854.00	\$151,940.11	\$1,455,915.97	13%
09WPE012-003	10925046	05300245	11/03/2010	203920	DONOHUE & ASSOCIATES	\$53,297.22	\$1,166,854.00	\$205,237.33	\$941,678.64	21%
09WPE012-003	10925046	05300375	11/23/2010	203920	DONOHUE & ASSOCIATES	\$17,642.68	\$1,166,854.00	\$222,880.01	\$755,193.64	31%
09WPE012-003	10925046	05300375	11/23/2010	203920	DONOHUE & ASSOCIATES	\$17,642.68	\$1,166,854.00	\$240,522.69	\$572,671.64	41%
09WPE012-003	10925046	05300276	04/12/2011	203920	DONOHUE & ASSOCIATES	\$122,771.99	\$1,166,854.00	\$363,294.68	\$209,377.18	62%
09WPE012-003	10925046	05300277	05/23/2011	203920	DONOHUE & ASSOCIATES	\$11,255.86	\$1,166,854.00	\$374,550.54	\$198,121.64	73%

Done

[Print]

Trusted sites

100%

Trail Projects Spreadsheet

A	B	C	D	E	F	G	H	I	J	K	L
Project Name	Map Key #	WO #	DES #	Partners	Description & Status Summary	Construction Scheduled	Length	Construction Estimate	Project Phase	Funding Needed	Federal Funding Expires
Abote Center Road Trail Homeslead to Westlakes Drive Contractor: A&Z		25		Fort Wayne Trails, Inc	Widen the sidewalk to a trail on south side of road. On hold due to lack of funding. Southwest Allen County Schools fixed the sidewalk section that was in disrepair.	2013	0.5 miles	\$90,000	Construction		\$101,000
Auburn Rd Trail Contractor: Fleming		26	11848 71049E		Road improvement project between Cimlon Street and Cook Road includes trail on one side and sidewalk on the other side. Construction completion in summer of 2013. Trail along the east side of Auburn is complete. Intersection improvement project (phases 1A and 1B in 2014) and road widening project from 2 to 3 lanes (phases 2 and 3 between 2016 and 2017) which will include a 10 ft wide multi-use trail. The trail will be constructed on the north side between Hillegas and Hadley Posds.	2013	0.35 miles (2000 ft)	included in road project	Construction		n/a
Bass Road Contractor: American Structureprint		31	?	County project	Modification to Project Tracking Screen to capture following attributes: : 1. Map Key # 2. DES # 3. Partners 4. Length	2014 - 2016	4.5 miles	included in road project	Engineering		n/a
Beckets Run Contractor: Concept Creations and DA Brown		10			Need to discuss: 1. Project Phase Letting (new Schedule Template)- do we need milestones and costs? 2. Funding Screen to populate Federal Funding expiration Dates (if not captured in MUNIS)	2011 - 2016	5 miles	\$1.65 m	Construction		\$23 million
Cougs Trail Contractor: Swinney to USF		11A	12700	local project F&T		2010	32 miles	\$800,000	Engineering		\$1,000,000
Coverly Lane Contractor: A&Z		9		local project F&T		2019		\$50,000	Design complete		\$50,000
Covington Rd Trail Ladue to I-69 Contractor: A&Z		4D	12224 100E1E9	F&T	The project will be on April 1st. Completion date is set at 10/1/15 BUT could be extended in conjunction with the completion of the bridge project.	2010	0.25 miles	\$207,500	Letting		\$0 09/30/14
Covington Rd I-69 to Hadley Contractor: Prnce		4D	12127 10827	INDOT	Bridge improvement Project and Road Improvement Project. Both will include a trail on the north side. Letting took place in October. Low bid was \$511,800 under the Engineer's estimate. Completion in September of 2013. Field check meeting was held on 1/7 with utilities. INDOT provided comments on field check plans. INDOT reported that we need to subordinate the utility easements within the right of way we are acquiring as part of the utility coordination process. We need more guidance from INDOT on this and will be meeting with them on 2/11. We are moving ahead with the license agreement with the Golf Club. We are requesting assistance from INDOT to move into the ROW coordination phase. We need...	2013		included in road project	Construction		n/a
Covington Road Trail Beal-Taylor Ditch to W Hamilton Rd Trail Projects							0.7 miles				32

Funding Allocation

CITY ENGINEERING		2013	2014	2015	2016	2017
1	FUNDING SOURCE CODE					
2	CC-Cumulative Capital Fund					
3	CDBG-Community Development Block Grant					
4	CEDIT-Co. Economic Development Income Tax					
5	CO-County Source					
6	FED-Federal Source					
7	GOB-General Obligation Bond					
8	GRA-Grant Approved					
9	CRP-Grant Pending					
10	LE-Lease					
11	ICBd-Infrastructure Bond					
12	LRS-Local Roads & Streets					
13	MISC-Miscellaneous					
14	MVH-Motor Vehicle Highway					
15	PCBF-Park Cumulative Bldg. Fund					
16	PS-Private Source					
17	PT-Property Tax					
18	RB-Revenue Bond					
19	ST-State Source					
20	SU-Sewer Utility					
21	SWU-Stormwater Utility					
22	TIF-Tax Increment Financing					
23	UF-User Fee					
24	WU-Water Utility					
115	ITEM # PROJECT TITLE & DESCRIPTION					
116	Spring Street Bridge Over Railroad - City share only	145,717				
117	bond					
118	State Boulevard Overpass at Cass St. (P&G P&H)					
119		3,800,000	5,472,000			
120		3,040,000	5,257,800			
121	2012-2013 Right-of-Way \$2,000,000 - 20% Fed. 20% City	FED	FED			
122	2012-2017 Construction Management \$1,000,000 - 80% Fed. 10% City, 10% Co.	414,157	268,000			
123	2013-2014 Construction \$1,000,000 - 100% County	bond	unknown			
124	overpass, County share 20% state improvements (CU)	245,843	408,800			
125		unknown	County			
126			40,000			
127	State Road West/Agnes Rd to Westwood Rd	2,350,000		3,400,000		13,542,500
128	(2010-2014 Preliminary Engineering \$1,350,000)	1,350,000		3,080,000		10,840,000
129	(2015-2016 Right of Way \$800,000)	FED	FED			FED
130	(2017-2018 Construction \$1,750,000)	470,000		20,000		2,702,500
131	(2017-2018 Construction Engineering \$1,750,000)	TIF		TIF		TIF
132	7 Sewer connectivity - CD bonds	83882				
133		bond				
134	100's Rd @ Wayne West	300,000				
135	signalized intersection and phase change	300,000				
136		TIF				
137	8 Traffic projects					
138	intersection traffic flow improvement and signal changes	100,000	100,000	100,000	100,000	100,000
139		unknown	unknown	unknown	unknown	unknown
140	cap changes					

Public Hearing Date, if applicable

Read the first time in full and on motion by Councilman *Tom Smith*
Read the second time by title and referred to the *Finance Committee*
Committee. Read the third time in full and on motion by Councilman
Smith, placed on passage by the following vote:

	AYES	NAYS	ABSTAINED	ABSENT
TOTAL VOTES	8			1
BENDER	✓			
CRAWFORD	✓			
DIDIER				✓
HARPER	✓			
HINES	✓			
JEHL	✓			
PADDOCK	✓			
SHOAFF	✓			
SMITH	✓			

DATED: *8-13-13* *Sandra E. Kennedy*
SANDRA E. KENNEDY, CITY CLERK

Passed and adopted by the Common Council of the City of Fort Wayne, Indiana, as
(ANNEXATION) (APPROPRIATION) (GENERAL) (SPECIAL) (ZONING) ORDINANCE
(RESOLUTION) NO. *S-70-13* on the *14th* day of
August, 2013

ATTEST:
Sandra E. Kennedy
SANDRA E. KENNEDY,
CITY CLERK

T. Howard F. Didier
PRESIDING OFFICER

Presented by me to the Mayor of the City of Fort Wayne, Indiana, on the *14th* day
of *August*, 2013, at the hour of *11:30* o'clock *Am.* . E.S.T.

Sandra E. Kennedy
SANDRA E. KENNEDY, CITY CLERK

Approved and signed by me this *14th* day of *August*
2013, at the hour of *3:00* o'clock *Pm.* . E.S.T.

Thomas C. Henry
THOMAS C. HENRY, MAYOR

BILL NO. S-13-07-16

REPORT OF THE COMMITTEE ON FINANCE

AUGUST 13, 2013

TOM SMITH – CHAIR
JOHN CRAWFORD – CO-CHAIR
ALL COUNCIL MEMBERS

AN ORDINANCE approving the purchase and installation of Project Management Information System software at a total cost of \$305,380.00 from and through Arcadis, by and through the Board of Public Works of the City of Fort Wayne, Indiana. **COMMITTEE OF FINANCE** HAVE HAD SAID ORDINANCE UNDER CONSIDERATION AND BEG LEAVE TO REPORT BACK TO THE COMMON COUNCIL THAT SAID ORDINANCE

DO PASS

DO NOT PASS

ABSTAIN

NO REC

[Handwritten signatures and initials under "DO PASS"]

SANDRA E. KENNEDY
CITY CLERK