

P W # 9

BILL NO. S-12-12-03

SPECIAL ORDINANCE NO. S-133-12

AN ORDINANCE approving FAIRFIELD AVENUE STREET LIGHTING IMPROVEMENT PROJECT; RESOLUTION #51083, W.O. #51083 between CITY LIGHTS & SIGNALS and the City of Fort Wayne, Indiana, in connection with the Board of Public Works.

NOW, THEREFORE, BE IT ORDAINED BY THE COMMON COUNCIL OF THE CITY OF FORT WAYNE, INDIANA:

SECTION 1. That the FAIRFIELD AVENUE STREET LIGHTING IMPROVEMENT PROJECT; RESOLUTION #51083, W.O. #51083 by and between CITY LIGHTS & SIGNALS and the City of Fort Wayne, Indiana, in connection with the Board of Public Works, is hereby ratified, and affirmed and approved in all respects, respectfully for:

All labor, insurance, material, equipment, tools, power, transportation, miscellaneous equipment, etc., necessary for The Fairfield Avenue Lighting Improvement project for new historic "Acorn" style street lights between Rudisill Boulevard and Rose Lane (near former Duemling Clinic property) and will include the following:

- Removal of 17 existing high pressure sodium fixtures, 11 wood poles, 10 overhead span wires, and 8 existing fiberglass poles.
- Installation of 48 new ornamental fiberglass poles and "acorn" style LED fixtures. 40 of the new light assemblies will be placed on new concrete bases with new underground wire, and 8 new fixtures will utilize existing concrete bases and existing underground wire.
- Installation of 4 new "Cobra" LED fixtures placed on existing aluminum or wood poles at selected intersections.
- Installation of 5,000 lineal feet of new underground wire in protective bore tube.
- Installation of 4 new electrical service points.

involving a total cost of TWO HUNDRED TWENTY-THREE THOUSAND, TWO HUNDRED EIGHT-FIVE AND 00/100 DOLLARS - (\$223,285.00). A copy said Contract is on file with the Office of the City Clerk and made available for public inspection, according to law.

2
3
4
5
6
7
8
9
10
11
12
13
14
15
16
17
18
19
20
21
22
23
24
25
26
27
28
29
30

1
2
3
4
5
6
7
8
9
10
11
12
13
14
15
16
17
18
19
20
21
22
23
24
25
26
27
28
29
30

SECTION 2. That this Ordinance shall be in full force and effect from and after its passage and any and all necessary approval by the Mayor.



Council Member

APPROVED AS TO FORM AND LEGALITY



Carol Helton, City Attorney

Read the first time in full and on motion by Paddock, and duly adopted, read the second time by title and referred to the Committee on Public Works, (and the City Plan Commission for recommendation) and Public Hearing to be held after due legal notice, at Room 030 - Council Discussion Garden Level - Citizens Square, - Fort Wayne, Indiana, on the _____ day of _____, 2012, at _____ o'clock _____ M., E.S.T.

DATED: 12-11-12

Sandra E. Kennedy
SANDRA E. KENNEDY, CITY CLERK

Read the third time in full and on motion by Paddock placed on its passage. **(PASSED)** by the following vote:

and duly adopted, LOST

	AYES	NAYS	ABSTAINED	ABSENT
TOTAL VOTES	<u>8</u>		<u>1</u>	
BENDER	✓			
CRAWFORD	✓			
DIDIER	✓			
HARPER	✓			
HINES	✓			
JEHL			✓	
PADDOCK	✓			
SHOAFF	✓			
SMITH	✓			

DATED: 12-18-12

Sandra E. Kennedy
SANDRA E. KENNEDY, CITY CLERK

Passed and adopted by the Common Council of the City of Fort Wayne, Indiana, as (ANNEXATION) (APPROPRIATION) (GENERAL) (SPECIAL) (ZONING) ORDINANCE (RESOLUTION) NO.. S-133-12 on the 18th day of December, 2012

ATTEST:
Sandra E. Kennedy
SANDRA E. KENNEDY, CITY CLERK

SEAL
[Signature]
PRESIDING OFFICER

Presented by me to the Mayor of the City of Fort Wayne, Indiana, on the 19th day of December, 2012, at the hour of one o'clock P M., E.S.T.

Sandra E. Kennedy
SANDRA E. KENNEDY, CITY CLERK

Approved and signed by me this 20th day of December 2012, at the hour of 9:00 o'clock

December
A.M., E.S.T.
[Signature]
THOMAS C. HENRY, MAYOR

Resolution # 51083

Fairfield Avenue Street
Lighting Improvements

Honorable Thomas C. Henry, Mayor

The Board of Public Works

Bob Kennedy, Chair
Mike Avila, Member
Kumar Menon, Member


Common Council Representative

Geoffrey Paddock, 5th District

Plans Certified by:



Nishantha 'Shan' R. Gunawardena, P.E., PTOE
Traffic Engineer



This 3rd day of October 2012

GENERAL NOTES

UNDERGROUND UTILITIES ARE KNOWN TO EXIST WITHIN THE PROJECT LIMITS. SOME UTILITIES HAVE BEEN NOTED ON THE PLAN SHEETS, AS WERE AVAILABLE AFTER INTIAL LOCATES COMPLETED.

PLAN SHEETS DO NOT SHOW ENTIRE LIMITS OF BURIED UTILITIES. CONTRACTOR IS RESPONSIBLE FOR REQUESTING LOCATES FROM ANY AND ALL UTILITY LOCATING SERVICES PRIOR TO CONSTRUCTION.

Multi compression fittings shall be of the correct size for each conductor, and of the brand and type specified or approved. All connections in handhole shall be waterproof.

No separate payment shall be made for restoration, unless otherwise noted. All seeding and sod placement shall be included in costs of various pay items.

All work shall be completed per City of Fort Wayne Standard Details, Specifications, and Special Provisions.

Traffic Engineering shall assist with layout of light poles, handholes, and concrete removal.

Underground utilities are located within the project limits. Contractor shall call for utility locates and report all conflicts in writing to Traffic Engineering before commencing work.

No earth or spoil backfill shall be allowed. All backfilling to be completed with compacted granular material and shall be included in the cost of other items.

Contractor shall obtain cut permits from Right of Way Department prior to construction. No work shall take place until permits have been issued.

GENERAL NOTES

UNDERGROUND UTILITIES ARE KNOWN TO EXIST WITHIN THE PROJECT LIMITS. SOME UTILITIES HAVE BEEN NOTED ON THE PLAN SHEETS, AS WERE AVAILABLE AFTER INTIAL LOCATES COMPLETED. PLAN SHEETS DO NOT SHOW ENTIRE LIMITS OF BURIED UTILITIES. CONTRACTOR IS RESPONSIBLE FOR REQUESTING LOCATES FROM ANY AND ALL UTILITY LOCATING SERVICES PRIOR TO CONSTRUCTION.

Multi compression fittings shall be of the correct size for each conductor, and of the brand and type specified or approved. All connections in handhole shall be waterproof.

No separate payment shall be made for restoration, unless otherwise noted. All seeding and sod placement shall be included in costs of various pay items.

All work shall be completed per City of Fort Wayne Standard Details, Specifications, and Special Provisions.

Traffic Engineering shall assist with layout of light poles, handholes, and concrete removal.

Underground utilities are located within the project limits. Contractor shall call for utility locates and report all conflicts in writing to Traffic Engineering before commencing work.

No earth or spoil backfill shall be allowed. All backfilling to be completed with compacted granular material and shall be included in the cost of other items.

Contractor shall obtain cut permits from Right of Way Department prior to construction. No work shall take place until permits have been issued.

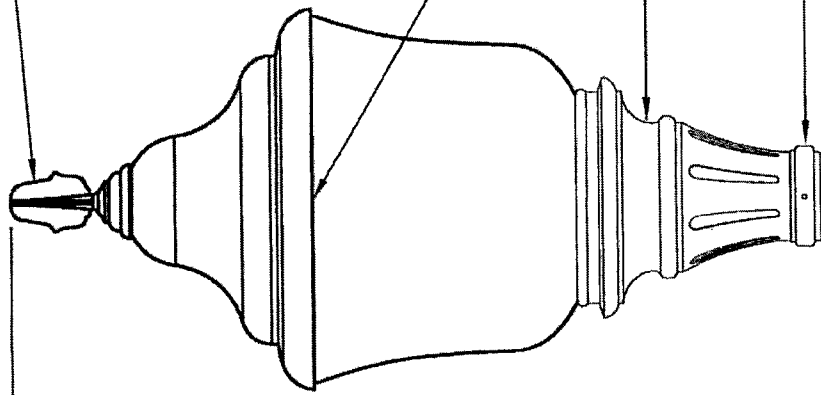
SOLID ROOF AND FINIAL
SAME FINISH AS SLIP FITTER

D650 15 7/8" X 20"
ACRYLIC ACORN

LED LIGHT SOURCE

BALLAST COMPARTMENT
.250 WALL THICKNESS

SLIP OVER 3" DIA. BY 3" TALL TENON

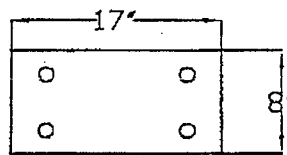


34 1/8"

Clinton St/Ft Wayne IN.	POLE HEIGHTS HAVE A TOLERANCE OF + OR - 2"
D650ASRLED SLIPFIT	AUG 1 2011
<small>DRAWN</small> LMG	1/8" = 1'
STERNBERG	<small>DRAWING NUMBER</small> SC14158
SOCKET TYPE LED	SINCE 1923
WATTAGE 96	
LIGHT SOURCE 6ARC45T3	
VOLTAGE 120-277	
FUSE NO FUSING	
FINISH BLACK	

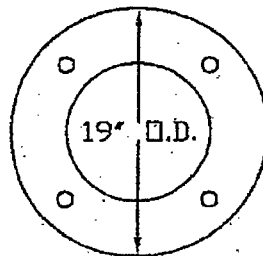
PS.

4-3/8" NYLON SCREWS
FOR ACCESS DOOR



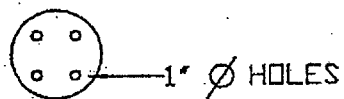
1/2" TYP.

ACCESS DOOR

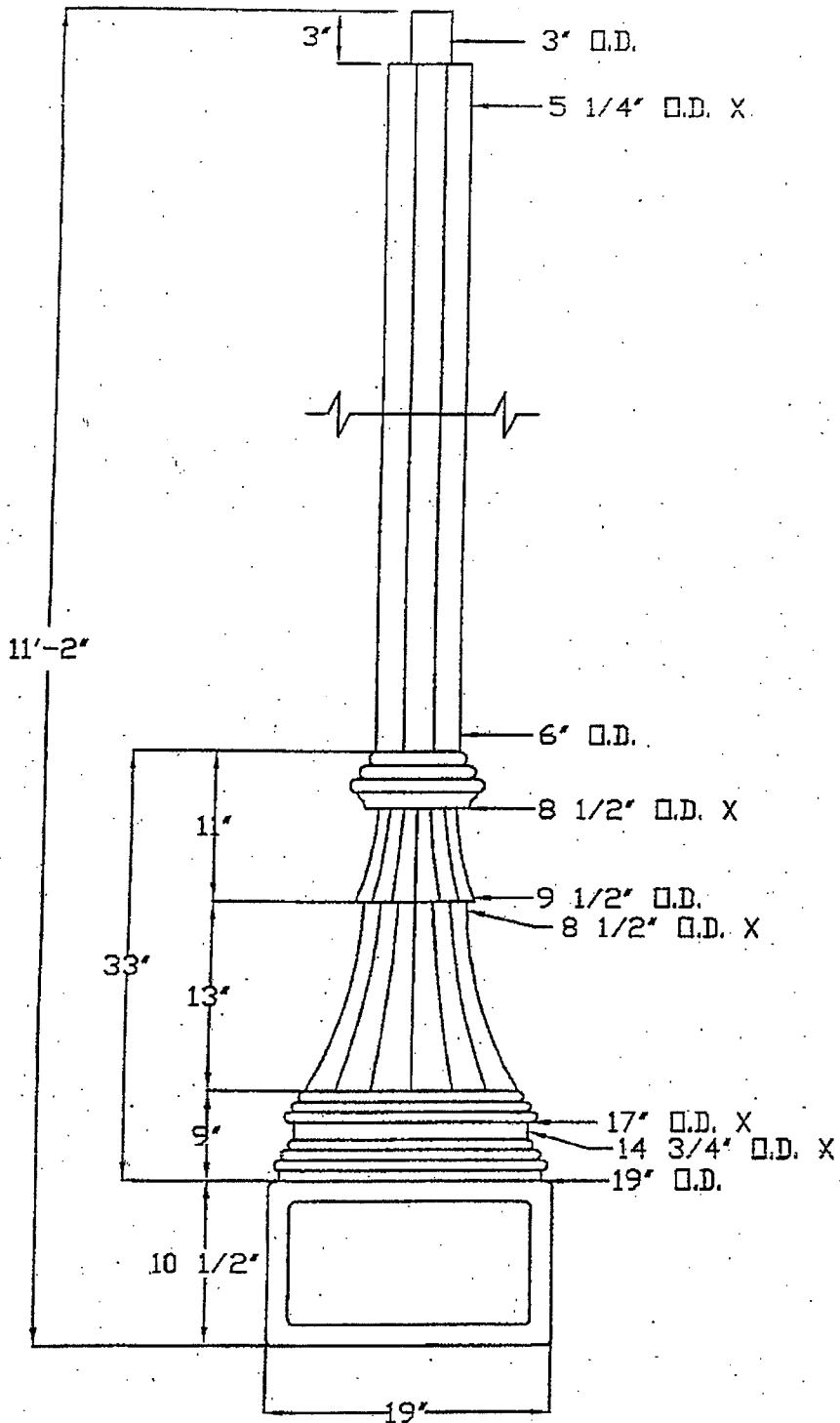


BOTTOM OF POLE

14-16" BOLT Ø



APPROVED



NO.	REVISIONS	DATE



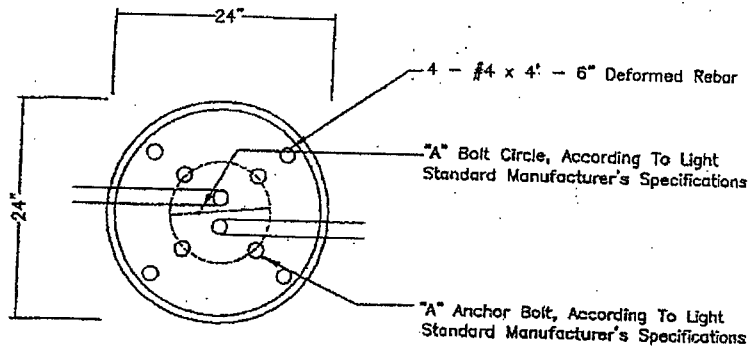
WARNING: DO NOT INSTALL LIGHTING POLES WITHOUT LUMINAIRE

FORT WAYNE STANDARD POLE
(BOLT DOWN)
REFERENCE NO.

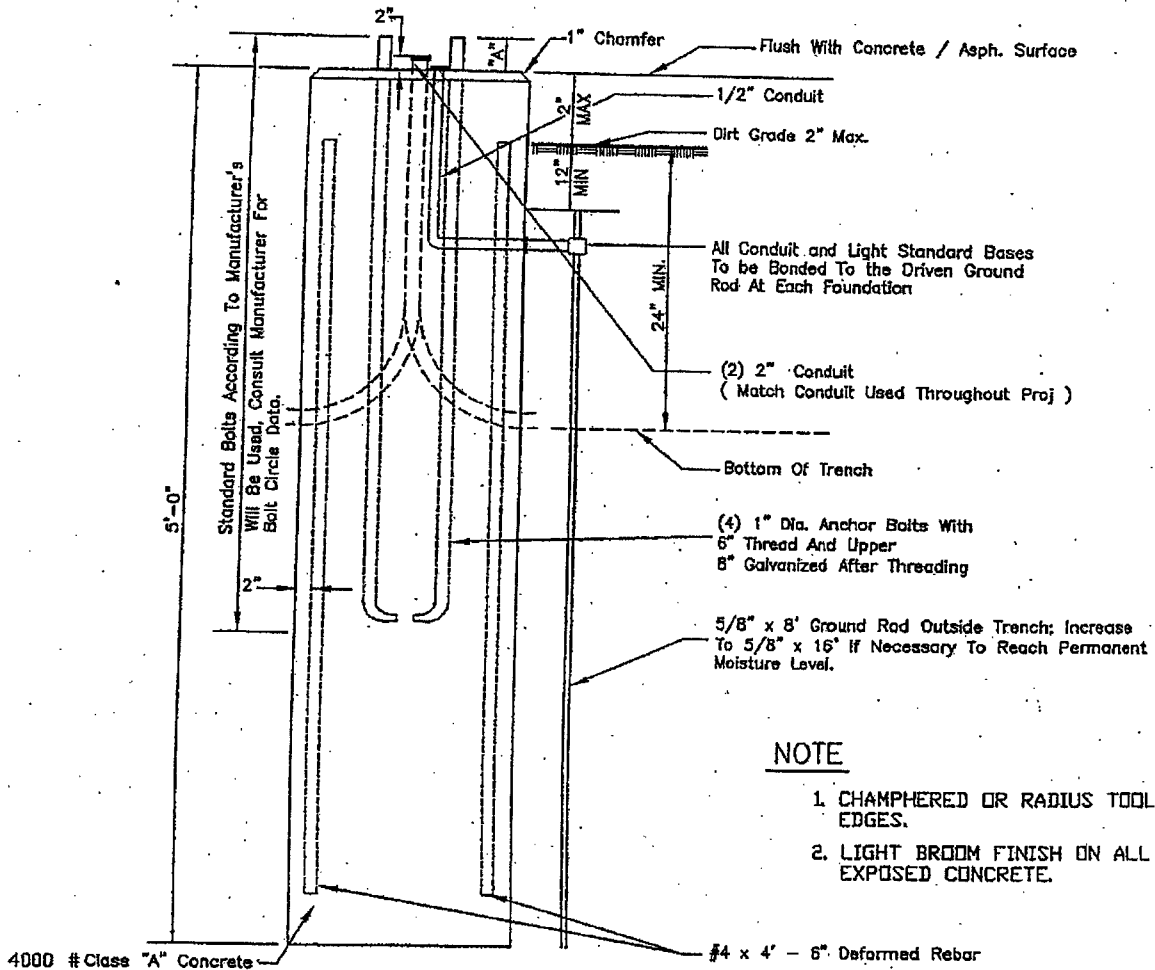
SCALE: N.T.S. DATE 11/6/00

DRAWN BY: V.K.M. DWG. NO.

APPROVED BY: J.R. 16-410



TOP VIEW / ROUND



NOTE

1. CHAMFERED OR RADIUS TOOLED EDGES.
2. LIGHT BROOM FINISH ON ALL EXPOSED CONCRETE.

2' X 2' Foundation
SIDE VIEW

APPROVED

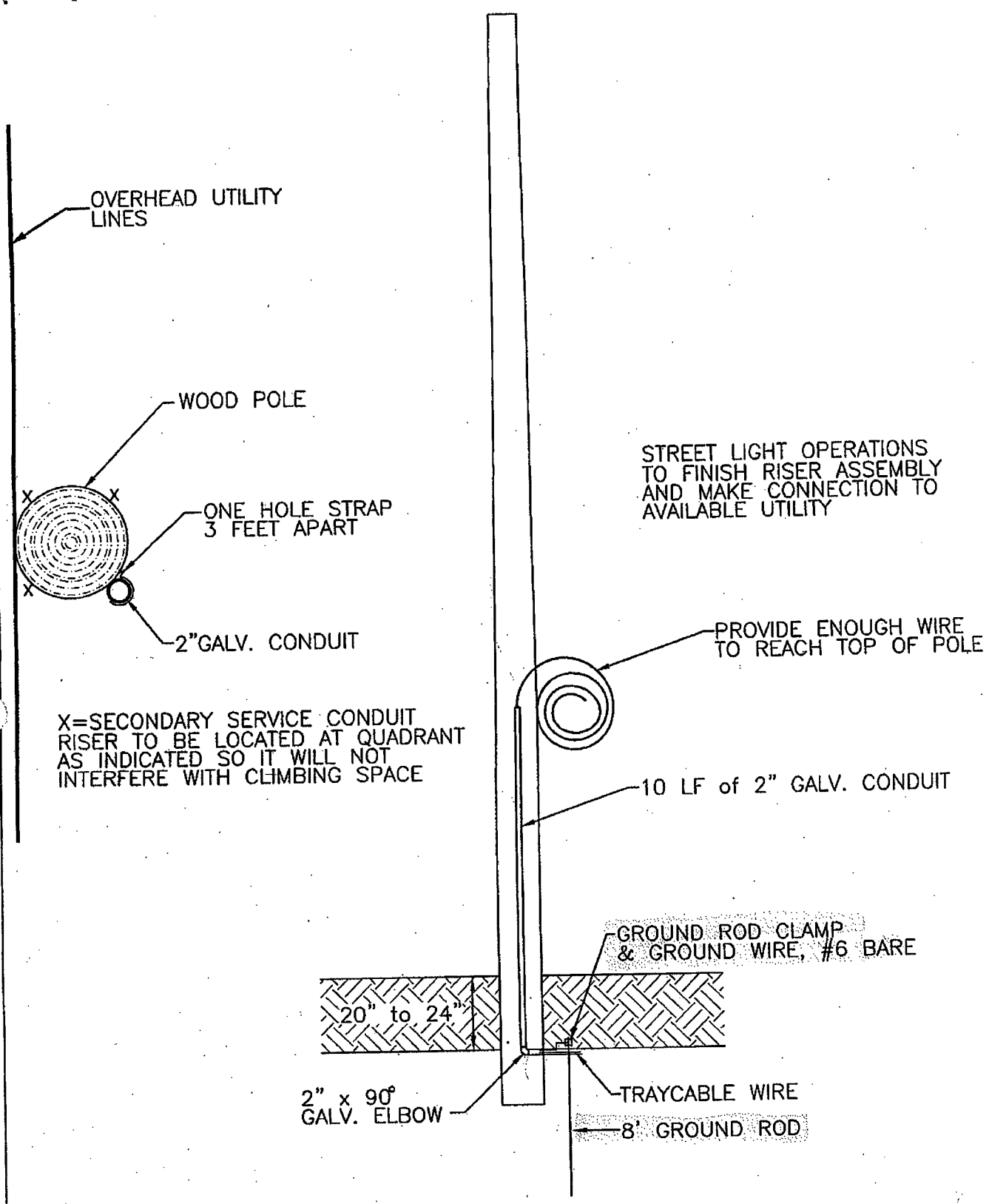
DETAIL OF LIGHT STANDARD FOUNDATION

No Scale

NO.	REVISIONS	DATE
1		
2		
3		
4		
5		



2' FOUNDATION - 5' DEEP	
SCALE: N.T.S.	DATE
DRAWN BY:	DWG. NO.
APPROVED BY: J.R.	



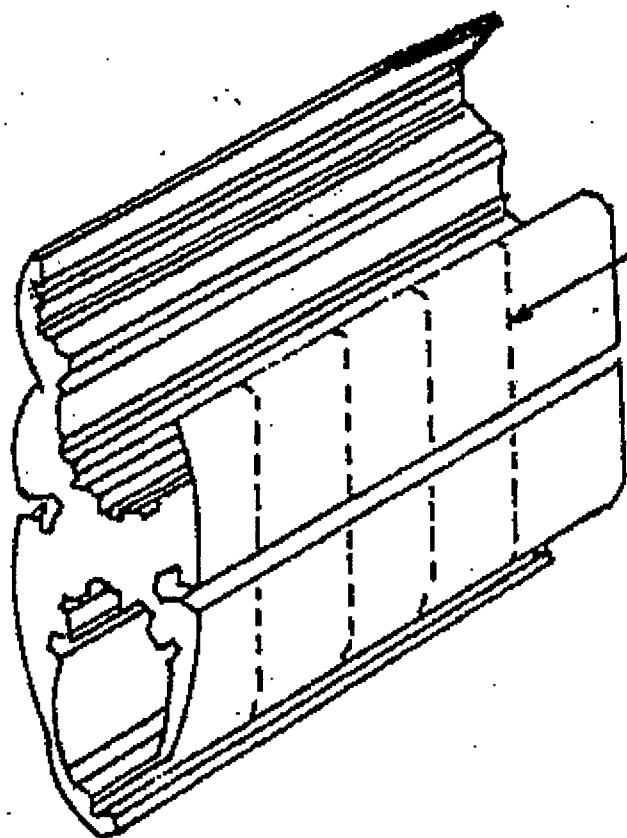
X=SECONDARY SERVICE CONDUIT RISER TO BE LOCATED AT QUADRANT AS INDICATED SO IT WILL NOT INTERFERE WITH CLIMBING SPACE

STREET LIGHT OPERATIONS TO FINISH RISER ASSEMBLY AND MAKE CONNECTION TO AVAILABLE UTILITY

NO.	REVISIONS	DATE
1	ADDITIONS	7/5/06
2		
3		
4		
5		



CITY RISER ASSEMBLY ON EXISTING UTILITY POLE	
SCALE: N.T.S.	DATE 3/21/06
DRAWN BY: G.L.M.	DWG. NO.
APPROVED BY: A.L.	



COMPRESSION LINES

NOTE
USE OF INHIBITING COMPOUND IS MANDATORY
FOR ALL CONNECTIONS

"O" DIE SHALL BE USED IN CRIMPING TOOL

MULTIPLE COMPRESSION FITTING

Interoffice Memo

To: Common Council Members
From: Bruce Johnson, Planner, Div. of Community Development, Dept. of Planning & Policy
Date: December 4, 2012
Re: Fairfield Avenue Street Lighting Improvement Project; Resolution #51083, W.O. #51083

Council District 5, Geoffrey Paddock

The Fairfield Avenue Lighting Improvement project includes new historic "Acorn" style street lights between Rudisill Boulevard and Rose Lane (near former Duemling Clinic property) and will include the following:

- Removal of 17 existing high pressure sodium fixtures, 11 wood poles, 10 overhead span wires, and 8 existing fiberglass poles.
- Installation of 48 new ornamental fiberglass poles and "acorn" style LED fixtures. 40 of the new light assemblies will be placed on new concrete bases with new underground wire, and 8 new fixtures will utilize existing concrete bases and existing underground wire.
- Installation of 4 new "Cobra" LED fixtures placed on existing aluminum or wood poles at selected intersections.
- Installation of 5,000 lineal feet of new underground wire in protective bore tube.
- Installation of 4 new electrical service points.

Funding:

Community Development Block Grant and CEDIT

Implications of Not Being Approved:

This project is part of a long running Fairfield Corridor Improvement Initiative. Community Development has been working with the Fairfield Avenue Corridor Improvement Committee, which is a subgroup of the Packard Area Planning Alliance (PAPA, a collaborative neighborhood planning group, consisting of seven neighborhoods). This lighting will enhance the historic character of the neighborhood, and improve the aesthetics of this important corridor. Denial of this project will hamper the efforts of these groups to improve Fairfield Avenue and leave the corridor with inadequate and unattractive lighting.

In addition, this lighting project was critical in the project scoring, funding, and eventual approval of the **Specialized Alternatives for Families and Youth (SAFY)** project, now taking place (at the former Duemling Clinic property). This is an Indiana Housing & Community Development Authority project, involving the removal of the existing building and replacing it with a new independent living, residential facility for aged-out-foster-kids. Residents must be in school or employed. This lighting project will increase area security and allow residents to walk safely within the neighborhood. Denial of this Street Lighting project could hamper or impede the SAFY project.

Other Info

This project was advertised to contractors on October 19, 2012 in the Ft. Wayne News Sentinel, October 26, 2012 in the Ft. Wayne Journal Gazette, and October 24, 2012 in Frost, Inc.

The contract for Resolution #51083 awarded to City Lights & Signals for \$223,285 was the lowest and most responsive bidder of four bidders and 3.6% below the Engineer's estimate of \$231,516. The second lowest bidder was \$51,735 above City Lights & Signal's bid.

Council Introduction Date: December XX, 2012

BOW

Diane Brown

Pam Holocher

Sherese Fortriede

Herb Berg

Form 98
 Non-Collusion Affidavit
 Cert in Lieu/Financial Statement
 Bidder's Bond
 Street Barricade Meirnt Info
 EBE Declaration Form
 Indiana Legal Employment Declaration
 Addendum No. 1
 Addendum No. 2
 Addendum No. 3

Bid ITEM NO.	DESCRIPTION	PLAN QTY	UNIT	RES. NO.: 51083		AMOUNT Est. (\$)	UNIT COST Est. (\$)	AMOUNT Est. (\$)	TOTAL: \$231,516.00		TOTAL: \$223,285.00		TOTAL: \$275,020.00		TOTAL: \$297,625.00		TOTAL: \$331,000.00		
				W.O. NO.: 51083	estimate				% over	% under	% over	% under	% over	% under	% over	% under	% over	% under	
1	Place FTW STD F.G. pole and #12 wire as required	48	EACH			\$61,200.00	\$1,275.00	\$61,200.00	\$1,275.00	0.00%	3.66%	\$86,000.00	\$1,750.00	\$84,000.00	\$1,975.00	28.55%	0.00%	\$94,800.00	\$1.40
2	Place 24" X 60" concrete base	40	EACH			\$22,000.00	\$800.00	\$22,000.00	\$720.00			\$30,000.00	\$750.00	\$30,000.00	\$955.00			\$38,200.00	\$1.40
3	Place 6ARC LED accom luminaire	40	EACH			\$58,000.00	\$1,450.00	\$58,000.00	\$1,450.00			\$68,800.00	\$1,720.00	\$68,800.00	\$1,690.00			\$67,600.00	\$1.40
4	3C/6 THHN wire, individual conductors or in tray cable.	5000	LFT			\$22,500.00	\$4.50	\$22,500.00	\$4.00			\$30,000.00	\$6.00	\$20,000.00	\$4.00			\$7,000.00	\$1.40
5	1.5" or 2" bore tube or non-metallic conduit	5000	LFT			\$22,500.00	\$4.50	\$22,500.00	\$5.00			\$15,000.00	\$3.00	\$43,000.00	\$8.60			\$95,000.00	\$1.40
6	3C/6 THHN in poles	400	LFT			\$1,800.00	\$4.50	\$1,800.00	\$4.00			\$1,500.00	\$6.00	\$2,400.00	\$3.90			\$1,560.00	\$1.40
7	3C/6 THHN in riser assembly	160	EACH			\$640.00	\$4.00	\$640.00	\$4.00			\$640.00	\$6.00	\$2,400.00	\$3.90			\$1,560.00	\$1.40
8	Riser assembly, 2 inch	2	EACH			\$800.00	\$400.00	\$800.00	\$300.00			\$280.00	\$140.00	\$900.00	\$450.00			\$720.00	\$1.40
9	Riser assembly, 3 inch	2	EACH			\$1,100.00	\$550.00	\$1,100.00	\$400.00			\$480.00	\$240.00	\$950.00	\$475.00			\$920.00	\$1.40
10	Mast arm, remove	12	EACH			\$1,500.00	\$125.00	\$1,500.00	\$60.00			\$1,200.00	\$100.00	\$468.00	\$468.00			\$600.00	\$1.40
11	Cobra, remove	17	EACH			\$2,125.00	\$125.00	\$2,125.00	\$25.00			\$650.00	\$50.00	\$239.00	\$239.00			\$650.00	\$1.40
12	Span, remove	10	EACH			\$500.00	\$50.00	\$500.00	\$60.00			\$1,000.00	\$100.00	\$239.00	\$239.00			\$500.00	\$1.40
13	Pole, wood or aluminum, remove	11	EACH			\$3,300.00	\$300.00	\$3,300.00	\$250.00			\$5,500.00	\$500.00	\$321.00	\$321.00			\$550.00	\$1.40
14	Cobra, LED, on existing pole	4	EACH			\$5,000.00	\$1,250.00	\$5,000.00	\$1,000.00			\$5,500.00	\$1,375.00	\$3,631.00	\$3,631.00			\$550.00	\$1.40
15	Service units, LED 6ARC	3	EACH			\$3,900.00	\$1,300.00	\$3,900.00	\$1,400.00			\$4,500.00	\$1,500.00	\$5,200.00	\$1,733.33			\$4,400.00	\$1.40
16	Place 4ARC LED accom luminaire	8	EACH			\$10,800.00	\$1,350.00	\$10,800.00	\$1,350.00			\$12,800.00	\$1,600.00	\$12,800.00	\$1,600.00			\$12,800.00	\$1.40
17	Core drill and replace or remove and replace concrete	2	EACH			\$600.00	\$300.00	\$600.00	\$225.00			\$2,000.00	\$1,000.00	\$924.00	\$924.00			\$220.00	\$1.40
18	Tree trimming	1	LSUM			\$751.00	\$751.00	\$751.00	\$700.00			\$150.00	\$150.00	\$1,695.00	\$1,695.00			\$516.00	\$1.40
19	Fiberglass pole and accom luminaire, remove	8	EACH			\$2,400.00	\$300.00	\$2,400.00	\$87.50			\$700.00	\$87.50	\$2,628.00	\$328.50			\$800.00	\$1.40